



CORNING

Core Products

OEM Solutions



Contents

Cable 101	3	Wavelength Management	31
Outdoor Cables	5	Fiber Array Units.....	35
Indoor Cable Solutions	15	Couplers and Splitters.....	37
Indoor/Outdoor Cables		Cable Assemblies	39
Low-Smoke, Zero-Halogen Rated.....	17	Specialty Fiber	41
Plenum-Rated	19	Copper Connectivity	45
Riser-Rated.....	21	MDU Terminals and NIDs	51
Indoor/Outdoor Drop Assemblies	23	Fiber Terminals.....	55
Connectivity and Adapters	27		



Cable 101

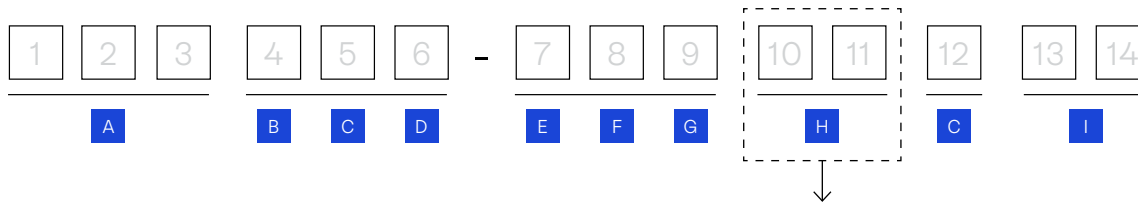
Corning's invention of the first low-loss optical fiber ignited the critical spark that began a communications revolution that forever changed the world.

Today, there are more than five billion kilometers of fiber cable installed around the globe, and Corning continues to lead the fiber optic cable industry in product quality and innovation. Corning cables form the backbone that connects businesses, homes, and people around the globe.

Anatomy of a part number

If you have a cable construction and want to build a part number, use the following steps:

Corning's optical cable part numbers have the following format:



- A** Fiber count (digits 1–3)
- B** Fiber type (digit 4)*
- C** Cable construction (digits 5 and 12)
- D** Central member/outer jacket/flammability listing (digit 6)
- E** Fiber placement (digit 7)
- F** Unit color/fiber color/length marking (digit 8)
- G** Tensile rating/twisted pairs/subunit diameters (digit 9)
- H** Transmission options (digits 10 and 11)
- I** Special manufacturing needs (digits 13 and 14)


*Decisions at "B" will affect decisions at "H"

Transmission Options			
Code	Maximum attenuation at:		
	1310 nm	1383 nm	1550 nm
00	0.35 dB/km	0.35 dB/km	0.25 dB/km
01	0.40 dB/km	0.40 dB/km	0.30 dB/km
22	0.34 dB/km	0.34 dB/km	0.22 dB/km
31	0.40 dB/km	0.40 dB/km	0.40 dB/km
40	0.34 dB/km	0.34 dB/km	0.20 dB/km

All of the cables shown in this section are single-mode fiber. Other fiber counts may be available. Please contact Corning Customer Care at **1-800-743-2671** for more information.

Fiber color code

BLUE	1
ORANGE	2
GREEN	3
BROWN	4
SLATE	5
WHITE	6
RED	7
BLACK	8
YELLOW	9
VIOLET	10
ROSE	11
AQUA	12



Outdoor Cables

Fiber optic cables for outdoor applications are engineered to withstand demanding conditions, from environmental extremes to mechanical forces. These are the cables you see strung along telephone poles (aerial), installed inside an underground duct, or even buried directly below ground. Therefore, outdoor cables feature rugged constructions to resist ultra-violet light and temperature fluctuations, and may include features to withstand the requirements of outdoor installation.

All of the cables shown in this section are single-mode fiber. Other fiber counts may be available. Please contact Corning Customer Care at **1-800-743-2671** for more information.

Aerial

- Loose Tube
- Ribbon
- Drop
- Self Support

Duct

- Loose Tube
- Ribbon
- Drop
- Micro

Direct Buried

- Loose Tube
- Ribbon
- Drop

Outside plant loose tube and ribbon cables

Drops

Aerial

Loose Tube	
ALTOS® Gel-Free Cable with Binderless FastAccess® Technology, All-Dielectric, Non-Armored SMF-28® Ultra	
Fiber Count	Part Number
12	012ZU4-T4F22D20
24	024ZU4-T4F22D20
48	048ZU4-T4F22D20
72	072ZU4-T4F22D20
ALTOS Gel-Free Cable, All-Dielectric, Non-Armored, Single-mode	
Fiber Count	Part Number
96	096EU4-T4100D20
144	144EU4-T4100D20
288	288EU4-T4100D20
ALTOS Gel-Free Cable, All-Dielectric, Non-Armored, SMF-28 Ultra	
Fiber Count	Part Number
432	432ZU4-T4122D20

Transmission Options			
Code	Maximum attenuation at:		
	1310 nm	1383 nm	1550 nm
00	0.35 dB/km	0.35 dB/km	0.25 dB/km
01	0.40 dB/km	0.40 dB/km	0.30 dB/km
22	0.34 dB/km	0.34 dB/km	0.22 dB/km

SST-Ribbon™	
SST-Ribbon™ Single-Tube, Gel-Free Cable, Non-Armored	
Fiber Count	Part Number
12	012EC4-14100D53
24	024EC4-14100D53
48	048EC4-14100D53
72	072EC4-14100D53
96	096EC4-14100D53
144	144EC4-14100D53
SST-UltraRibbon™ Single-Tube, Gel-Free Cable, Non-Armored	
Fiber Count	Part Number
288	288EV4-14100D53
432	432EV4-14100D53
576	576EV4-14100D53
864	864EV4-14100D53

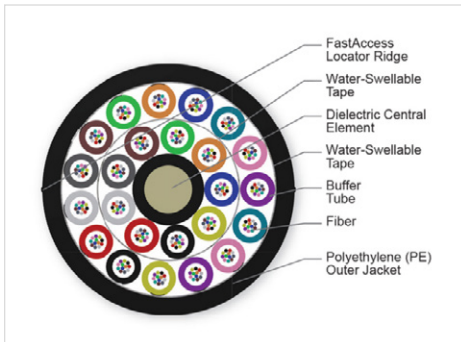
RocketRibbon® Cable-250	
RocketRibbon® Cable-250, Dielectric, Bend-Improved Single-Mode (OS2)	
Fiber Count	Part Number
24	024ZC4-14700S53
48	048ZC4-14700S53
72	072ZC4-14700S53
96	096ZC4-14700S53
144	144ZC4-14700S53
288	288ZV4-14700S53
432	432ZV4-14700S53
RocketRibbon HD Cable-250, Dielectric, Gel-Free, Single-mode (OS2)	
Fiber Count	Part Number
432	432ZQ4-14700S53
576	576ZQ4-14700S53
864	864ZQ4-14700S53



ALTOS Cable

Aerial (continued)

Drop	
SST-Drop™ Outdoor, Single-Tube, Gel-Filled Dielectric Cable with FastAccess® Technology	
Fiber Count	Part Number
1	001EB4-14701A20
2	002EB4-14701A20
4	004EB4-14701A20
6	006EB4-14701A20
12	012EB4-14701A20




ALTOS Cable Cross Section

Self Support	
SST-Drop, Long-Span, Single-Tube, Self-Supporting, Gel-Filled Cable	
Fiber Count	Part Number
1	001ZBA-14101A20
2	002ZBA-14101A20
4	004ZBA-14101A20
6	006ZBA-14101A20
8	008ZBA-14101A20
12	012ZBA-14101A20
24	024ZBA-14101A20

ALTOS® Gel-Free Cable, Figure-8, Non-Armored, Single-mode	
Fiber Count	Part Number
12	012EUA-T4100D20
24	024EUA-T4100D20
48	048EUA-T4100D20
72	072EUA-T4100D20
96	096EUA-T4100D20
144	144EUA-T4100D20
288	288EUA-T4100D20

RPX® Ribbon Cable-250	
Fiber Count	Part Number
24	024EV4-44101D53
48	048EV4-44101D53
72	072EV4-44101D53
96	096EV4-44101D53
144	144EV4-44101D53

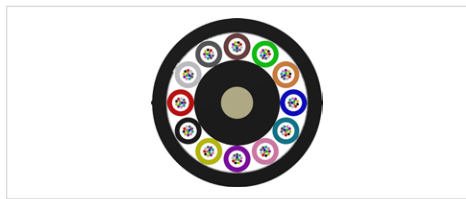


ALTOS Figure-8 Loose Tube Cable

Duct

Loose Tube	
ALTOS® Gel-Free Cable with Binderless FastAccess® Technology, All-Dielectric, Non-Armored SMF-28® Ultra	
Fiber Count	Part Number
12	012ZU4-T4F22D20
24	024ZU4-T4F22D20
48	048ZU4-T4F22D20
72	072ZU4-T4F22D20
ALTOS Gel-Free Cable, All-Dielectric, Non-Armored, Single-mode	
Fiber Count	Part Number
96	096EU4-T4100D20
144	144EU4-T4100D20
288	288EU4-T4100D20
ALTOS Gel-Free Cable, All-Dielectric, Non-Armored, SMF-28 Ultra	
Fiber Count	Part Number
432	432ZU4-T4122D20

Transmission Options			
Code	Maximum attenuation at:		
	1310 nm	1383 nm	1550 nm
00	0.35 dB/km	0.35 dB/km	0.25 dB/km
01	0.40 dB/km	0.40 dB/km	0.30 dB/km
22	0.34 dB/km	0.34 dB/km	0.22 dB/km
40	0.34 dB/km	0.34 dB/km	0.20 dB/km



ALTOS Cable Cross Section

Ribbon	
SST-Ribbon™ Dielectric Cable-250, Gel-Free	
Fiber Count	Part Number
12	012EC4-14100D53
24	024EC4-14100D53
48	048EC4-14100D53
72	072EC4-14100D53
96	096EC4-14100D53
144	144EC4-14100D53
SST-UltraRibbon™ Dielectric Cable-250, Gel-Free	
Fiber Count	Part Number
288	288EV4-14100D53
432	432EV4-14100D53
576	576EV4-14100D53
864	864EV4-14100D53
RocketRibbon Dielectric Cable-250, Gel-Free	
Fiber Count	Part Number
1728	H28ZQ4-14101S53
3456	Y56ZQ4-14101S53

Drop	
ROC™ Drop Dielectric Cable with FastAccess Technology	
Fiber Count	Part Number
1	001EB4-14701DF9



SST-Drop Cable Cross Section



ROC Drop Dielectric Cable


RocketRibbon® Cable-250	
RocketRibbon® Cable-250, Dielectric, Bend-Improved Single-Mode (OS2)	
Fiber Count	Part Number
24	024ZC4-14700S53
48	048ZC4-14700S53
72	072ZC4-14700S53
96	096ZC4-14700S53
144	144ZC4-14700S53
288	288ZV4-14700S53
432	432ZV4-14700S53
RocketRibbon HD Cable-250, Dielectric, Gel-Free, Single-mode(OS2)	
Fiber Count	Part Number
432	432ZQ4-14700S53
576	576ZQ4-14700S53
864	864ZQ4-14700S53

Micro		
MiniXtend® Cable with Binderless FastAccess Technology		
Fiber Count	Part Number	
12	012ZM4-T4F22A20	
24	024ZM4-T4F22A20	
48	048ZM4-T4F22A20	
72	072ZM4-T4F22A20	
96	096ZM4-T4F22A20	
144	144ZM4-T4F22A20	
MiniXtend HD Cable with Binderless FastAccess Technology		
Fiber Count	F/Tube	Part Number
288	24	288ZH4-Y4F40A20
432	36	432ZH4-S4F40A20

Direct Buried

Loose Tube	
ALTOS® Gel-Free Cable with Binderless FastAccess® Technology, Single-Jacket/Single-Armor SMF-28® Ultra	
Fiber Count	Part Number
12	012ZUC-T4F22D20
24	024ZUC-T4F22D20
48	048ZUC-T4F22D20
72	072ZUC-T4F22D20
ALTOS Gel-Free Cable, Single-Jacket/Single-Armor, Single-mode	
Fiber Count	Part Number
96	096EUC-T4100D20
144	144EUC-T4100D20
288	288EUC-T4100D20
ALTOS Gel-Free Cable, Single-Jacket/Single-Armor, SMF-28 Ultra	
Fiber Count	Part Number
432	432ZUC-T4122D20

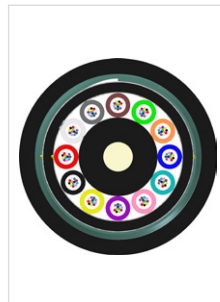
Transmission Options			
Code	Maximum attenuation at:		
	1310 nm	1383 nm	1550 nm
00	0.35 dB/km	0.35 dB/km	0.25 dB/km
01	0.40 dB/km	0.40 dB/km	0.30 dB/km
22	0.34 dB/km	0.34 dB/km	0.22 dB/km



SST-Ribbon Armored Cable

Corning Optical Communications

Ribbon	
SST-Ribbon™ Single-Tube, Gel-Free, Armored Cable	
Fiber Count	Part Number
12	012EC5-14100D53
24	024EC5-14100D53
48	048EC5-14100D53
72	072EC5-14100D53
96	096EC5-14100D53
144	144EC5-14100D53
SST-UltraRibbon™ Single-Tube, Gel-Free, Armored Cable	
Fiber Count	Part Number
288	288EV5-14100D53
432	432EV5-14100D53
576	576EV5-14100D53
864	864EV5-14100D53
RocketRibbon Armored Cable-250, Gel-Free	
Fiber Count	Part Number
1728	H28ZQ5-14101S53



ALTOS Armored Cable Cross Section




ALTOS Cable with Binderless FastAccess Technology

RocketRibbon® Cable-250	
RocketRibbon® Cable-250, Armored, Bend-Improved Single-Mode (OS2)	
Fiber Count	Part Number
24	024ZC5-14700S53
48	048ZC5-14700S53
72	072ZC5-14700S53
96	096ZC5-14700S53
144	144ZC5-14700S53
288	288ZV5-14700S53
432	432ZV5-14700S53
RocketRibbon HD Cable-250, Armored, Gel-Free, Single-mode(OS2)	
Fiber Count	Part Number
432	432ZQ5-14700S53
576	576ZQ5-14700S53
864	864ZQ5-14700S53


Drop	
SST-Drop™ Single-Tube, Toneable, Gel-Filled Cable	
Fiber Count	Part Number
1	001EB1-14101A20
2	002EB1-14101A20
4	004EB1-14101A20
6	006EB1-14101A20
12	012EB1-14101A20

Core Products - OEM Solutions | OEM-107-AEN | 9






Corning outside plant loose tube and ribbon cables

Fiber count	ALTOS® Loose Tube		SST-Ribbon™/ SST-UltraRibbon™	ALTOS Loose Tube		SST-Ribbon/ SST-UltraRibbon
						
	Dielectric – Std	Dielectric – Fast Access	Dielectric	Armored – Std	Armored Fast Access	Armored
12	012ZU4-T4F22D20	012ZU4-T4F22D20	012ZC4-14100D53	012ZUC-T4122D20	012ZUC-T4F22D20	012ZC5-14100D53
24	024ZU4-T4122D20	024ZU4-T4F22D20	024ZC4-14100D53	024ZUC-T4122D20	024ZUC-T4F22D20	024ZC5-14100D53
36	036ZU4-T4122D20	036ZU4-T4F22D20		036ZUC-T4122D20	036ZUC-T4F22D20	
48	048ZU4-T4122D20	048ZU4-T4F22D20	048ZC4-14100D53	048ZUC-T4122D20	048ZUC-T4F22D20	048ZC5-14100D53
72	072ZU4-T4122D20	072ZU4-T4F22D20	072ZC4-14100D53	072ZUC-T4122D20	072ZUC-T4F22D20	072ZC5-14100D53
96	096ZU4-T4122D20	096ZU4-T4722D20	096ZC4-14100D53	096ZUC-T4122D20	096ZUC-T4122D20	096ZC5-14100D53
144	144ZU4-T4122D20	144ZU4-T4722D20	144ZC4-14100D53	144ZUC-T4122D20	144ZUC-T4122D20	144ZC5-14100D53
216	216ZU4-T4122D20	216ZU4-T4722D20	216ZC4-14100D53	216ZUC-T4122D20	216ZUC-T4122D20	216ZC5-14100D53
288	288ZU4-T4122D20	288ZU4-T4722D20	288ZV4-14100D53	288ZUC-T4122D20	288ZUC-T4122D20	288ZV5-14100D53
432	432ZU4-T4122D20	432ZU4-T4122D20	432ZV4-14100D53	432ZUC-T4122D20	432ZUC-T4122D20	432ZV5-14100D53
576			576ZV4-14100D53			576ZV5-14100D53
864			864ZV4-14100D53			864ZV5-14100D53

 Denotes SST-UltraRibbon (288–864 F)

 Denotes Standard ALTOS

Corning outside plant loose tube and ribbon cables (continued)

Details	RocketRibbon® Cable-250	RocketRibbon HD Cable-250	SST-Ribbon™	SST-UltraRibbon™	ALTOS® Loose Tube
					
Fiber Counts Available	24–432F	432–864F	Up to 216F	288–864F	Up to 432F
Minimum Bend Radius (Loaded/Installed)	15x/15x OD		10x/15x OD	15x/15x OD	10x/15x OD
Maximum Tensile Load (Long Term/Short Term)	200/600 lb		200/600 lb		200/600 lb
Operating Temperature	-40°C to 70°C		-40°C to 70°C		-50°C to 70°C
NEC® Article 770 Compliant	Yes		Yes		Yes
ANSI/CEA S-87-640 Compliant	-40°C to 70°C		Yes		Yes
GR-20 Compliant	-40°C to 70°C		Yes		Yes
Fiber Size	250 µm		250 µm		250 µm
Splicer Compatibility	Mass fusion or single-fiber splicers		Mass fusion or single-fiber splicers		Single-fiber splicers
FastAccess® Technology	Yes		No		Yes, up to 288F in dielectric; up to 72F in armored; binderless FastAccess technology up to 72F
Duct Requirements	1.25-in duct up to 864 fibers		1.25-in duct		Dielectric and Lite armored cable: 1.25-in duct, up to 432 fibers
Armor Available	Yes		Yes		Yes

Corning outside plant loose tube and ribbon cables (continued)

Details	RocketRibbon® Cable-250	RocketRibbon HD Cable-250	SST-Ribbon™	SST-UltraRibbon™	ALTOS® Loose Tube
Fiber Count	24–432	432–864	12–216	288–864	12–432
Value	<ul style="list-style-type: none"> Up to 28% smaller cable diameter, accommodating up to 2x more fiber per duct Up to 50% lighter creating less load-bearing tension on aerial installations Up to 60% faster cable access, enabled by our FastAccess® technology Facilitates fast installation and restoration with 12 fibers spliced simultaneously via mass fusion splicing Easy cable identification with improved jacket marking for faster field reference Uncompromised attenuation with industry-leading fiber performance and backwards compatibility 		<ul style="list-style-type: none"> Facilitates fast installation and restoration with 12 fibers spliced simultaneously via mass fusion splicing Allows for highest fiber count of any cable Enables greater fiber density per cable and per duct Installs up to 80% faster and up to 60% less expensive than traditional cabling Cable restoration up to 6x faster than traditional cabling, reducing the cost of unplanned downtime events by 80% 		<ul style="list-style-type: none"> Features an easy, peel-away cable jacket Lowers overall risk of harm to the installer and the fibers
Quick Facts	Furcation-free foam sleeve, route sleeve directly into hardware	Furcation-free, finger-peelable subunits provide instant access to gel-free ribbon stacks, route subunits directly into hardware	Ribbon stack comprised of 12-fiber ribbons helically rotated to create excess fiber length	Ribbon stack comprised of a combination of 12-, 24-, and 36-fiber ribbons helically stranded in a central tube	Most widely deployed cable design globally

Looking for more information? Visit the links below.

[SST-Ribbon Product Portfolio](#)






[ALTOS Product Portfolio](#)

[SST-UltraRibbon Product Portfolio](#)





[Fiber Optic Cable Resource Center](#)

For additional field-level support, please contact your local sales engineer or our Customer Care team at [1-800-743-2675](tel:1-800-743-2675).

Drops

	Flat Drop Cables				
					
	SST-Drop™ Cables	ROC™ Drop 900 Cables	SST-Drop Indoor/Outdoor Cables	Long-Span Drop Cables	Clear Drop Cables
Toneable/Dielectric	Both	Both	Both	Dielectric	Dielectric
Cable Size	8.1 x 4.5 mm	6.6 x 3.0 mm	8.1 x 4.5 mm	12.7 x 4.4 mm	2.5 x 4 mm
Fiber Size	250 μm	900 μm	900 μm	250 μm	900 μm
FastAccess® Technology	Yes	Yes	Yes	No	Yes
Installation	Aerial/buried (toneable recommended for buried)	Aerial/buried (toneable recommended for buried)	Aerial/buried (toneable recommended for buried)	Aerial (designed specifically for long-span aerial applications in NESC medium-to-heavy conditions)	Aerial, outdoor, and wall indoor
Indoor/Outdoor	Outdoor	Outdoor	Indoor/outdoor	Outdoor	Indoor/outdoor
Fiber Count	1–12 24 coming soon	1	1–2	1–12	1
Fiber Type	Single-mode fiber	Single-mode fiber, bend-insensitive single-mode fibers	Bend-insensitive single-mode or ultra bend-insensitive single-mode fiber	Bend-improved single-mode fiber	Bend-insensitive or ultra bend-insensitive single-mode fiber
Option to Preconnectorize	Yes, one or both ends with OptiTap® or SC APC connectors	Yes, one or both ends with OptiTap or SC APC connectors	Yes, one or both ends with OptiTap or SC APC connectors	No	Yes, one or both ends with SC APC connectors
Packaging	Reel in a box	Reel in a box	Bulk or reel in a box	32-in or 42-in reel	Bulk, reel in a box, or bag
Quick Facts	Offers exceptional crush resistance in an easy-access, single-tube design	Reduced OD increases flexibility and improves slack storage as compared to standard flat drop cables	Eliminates indoor ONT transitions with a flame-rated indoor subunit with OptiTap or SC APC connectors	<ul style="list-style-type: none"> Enables span lengths up to 500 ft with no support or messenger wire required Compatible with OptiSnap® and OptiTap field-installable connectors 	Clear Drop eliminates the need for termination hardware to transition from the outdoor environment to an indoor terminal, with a clear internal subunit for nearly invisible routing in living units

Drops (continued)

	Round Drop Cables			Compact Drop Cables
				
	Jettted Round Drop Cables	Corning® ClearCurve® Rugged Drop Cables	DualDrop™ Round Drop Cable with FastAccess	ClearCurve Compact Drop Cables
Toneable/Dielectric	Dielectric	Dielectric	Dielectric	Dielectric
Fiber Size	900 µm	900 µm	900 µm	900 µm
FastAccess® Technology	Yes	No	Yes	No
Installation	Aerial/buried	Wall/trim	Aerial/Facade/Direct Buried/Duct	Wall/trim or conduit
Indoor/Outdoor	Indoor/outdoor	Indoor/outdoor riser, indoor riser, indoor plenum	Indoor/outdoor	Indoor/outdoor
Fiber Count	1	1–2	1	1
Fiber Type	Ultra bend-insensitive single-mode fiber	Ultra bend-insensitive or single-mode fiber	Ultra bend-insensitive or single-mode fiber	Ultra bend-insensitive or single-mode fiber
Option to Preconnectorize	Yes	Yes	Yes	Yes
Packaging	Bulk	Bulk or reel in a box	Bulk or reel in a box	Bulk or reel in a box
Quick Facts	<ul style="list-style-type: none"> Enhanced jetting, push-and-pull performance Eliminates indoor ONT transitions with a flame-rated indoor subunit 	<ul style="list-style-type: none"> Self-bend-limiting jacket allows for widest variation of installation methods including stapling Large color selection 	<ul style="list-style-type: none"> Corning DualDrop dielectric cable is a two-in-one cable uniquely designed for rugged outdoor and challenging indoor environments The drop cable eliminates the need for termination hardware to transition from the outdoor environment to an indoor terminal 	<ul style="list-style-type: none"> Optimized for running inconspicuously under carpet and along door frames or molding Suitable for raceway and microduct installations Large color selection



Indoor Cable Solutions

Corning indoor cable solutions offer a reduced cable tray footprint, faster installation, and an aesthetically pleasing product suite. Our comprehensive solutions provide fiber connectivity anywhere you need in your indoor space.

All of the cables shown in this section are single-mode fiber. Other fiber counts may be available. Please contact Corning Customer Care at **1-800-743-2671** for more information.

Esthetically pleasing end-to-end fiber connectivity

Corning® Clear Track Fiber			
	Clear Track 900 µm Clear Fiber	Clear Track Quad with Four 900 µm Clear Fibers	Clear Track Hallway with 12-Fiber Micro-Module
Toneable/Dielectric	N/A	N/A	N/A
Fiber Size	900 µm	900 µm	1.8 mm
FastAccess® Technology	No	No	No
Installation	Wall with Clear Track ILU fiber pathway	Wall with Clear Track Quad fiber pathway	Wall with Clear Track Hallway fiber pathway
Indoor/Outdoor	Indoor only	Indoor only	Indoor only
Fiber Count	1	1–4	12
Fiber Type	Ultra bend-insensitive fiber	Ultra bend-insensitive fiber	Ultra bend-insensitive fiber
Option to Preconnectorize	No	No	Yes
Packaging	Spool in a box	Spool in a box	Spool in a box
Quick Facts	<ul style="list-style-type: none"> Adhesive tape on the back of the pathway enables fast-and-easy installation on practically any surface Optional cover provides additional durability with virtual invisibility 	Use with Clear Track Micro Point-of-Entry (POE) wall cover for home run drops or for use with Hallway Small POE providing test access point with mechanical or spliced termination to living unit	Use with the Clear Track Hallway small point-of-entry box to terminate with a field-mounted mechanical connector or splice for connection to the living unit and test access point

The clear choice: Corning® Clear Track ILU Fiber Pathway is a virtually invisible solution specifically designed for inside the living unit.

Simple to deploy: Our 900 µm Clear Fiber — ultra bend-insensitive fiber — can be quickly inserted using the handy installation tool. The fiber can then be terminated with a field-mounted mechanical connector or splice.

Smarter shuttered patch cords and wall plates: The shuttered SC patch cord and low-profile wall plate enable installation of fiber from the wall outlet to the ONT. The red indicator ensures full insertion into the fiber connector and the “shutter” design helps prevent accidental contamination of the ferrule.



Corning Clear Track Installed



Indoor/Outdoor Cables

Low-Smoke, Zero-Halogen (LSZH™) Rated

These cables are designed to meet both the rigorous environment of the outdoors, but can also be routed indoors, where flame-rating requirements apply. This type of cable eliminates the need for a “transition splice” to an indoor-rated cable when routing an outdoor cable into the building.

Our low-smoke, zero-halogen (LSZH™) rated cables are flame retardant and eliminate toxic gases produced when water interacts with a burning cable jacket, making them ideal for any application where protection from corrosive gases is critical.

Aerial and Duct

Loose Tube

All of the cables shown in this section are single-mode fiber. Other fiber counts may be available. Please contact Corning Customer Care at **1-800-743-2671** for more information.

Aerial and Duct

Loose Tube	
Riser LSZH™ Indoor/Outdoor, Loose Tube, Gel-Free, Double-Jacket Cable, 62.5 µm MM (OM1)	
Fiber Count	Part Number
12	012KUK-T4630D20
24	024KUK-T4630D20
36	036KUK-T4630D20
48	048KUK-T4630D20
60	060KUK-T4630D20
72	072KUK-T4630D20
96	096KUK-T4630D20
144	144KUK-T4630D20
216	216KUK-T4630D20
288	288KUK-T4630D20

Loose Tube	
Riser LSZH Indoor/Outdoor, Loose Tube, Gel-Free, Double-Jacket Cable, 50 µm MM (OM2)	
Fiber Count	Part Number
12	012TUK-T4631D20
24	024TUK-T4631D20
36	036TUK-T4631D20
48	048TUK-T4631D20
60	060TUK-T4631D20
72	072TUK-T4631D20
96	096TUK-T4631D20
144	144TUK-T4631D20
216	216TUK-T4631D20
288	288TUK-T4631D20


Loose Tube	
Riser LSZH Indoor/Outdoor, Loose Tube, Gel-Free, Double-Jacket Cable, 50 µm MM (OM3)	
Fiber Count	Part Number
12	012TUK-T4680D20
24	024TUK-T4680D20
36	036TUK-T4680D20
48	048TUK-T4680D20
60	060TUK-T4680D20
72	072TUK-T4680D20
96	096TUK-T4680D20
144	144TUK-T4680D20
216	216TUK-T4680D20
288	288TUK-T4680D20

Loose Tube	
Riser LSZH Indoor/Outdoor, Loose Tube, Gel-Free, Double-Jacket Cable, 50 µm MM (OM4)	
Fiber Count	Part Number
12	012TUK-T4690D20
24	024TUK-T4690D20
36	036TUK-T4690D20
48	048TUK-T4690D20
60	060TUK-T4690D20
72	072TUK-T4690D20
96	096TUK-T4690D20
144	144TUK-T4690D20
216	216TUK-T4690D20
288	288TUK-T4690D20

Loose Tube	
Riser LSZH Indoor/Outdoor, Loose Tube, Gel-Free, Double-Jacket Cable, 50 µm MM (OM4+)	
Fiber Count	Part Number
12	012TUK-T4691D20
24	024TUK-T4691D20
36	036TUK-T4691D20
48	048TUK-T4691D20
60	060TUK-T4691D20
72	072TUK-T4691D20
96	096TUK-T4691D20
144	144TUK-T4691D20
216	216TUK-T4691D20
288	288TUK-T4691D20

Loose Tube	
Riser LSZH Indoor/Outdoor, Loose Tube, Gel-Free, Double-Jacket Cable, SM (OS2)	
Fiber Count	Part Number
12	012TUK-T4601D20
24	024TUK-T4601D20
36	036TUK-T4601D20
48	048TUK-T4601D20
60	060TUK-T4601D20
72	072TUK-T4601D20
96	096TUK-T4601D20
144	144TUK-T4601D20
216	216TUK-T4601D20
288	288TUK-T4601D20

Loose Tube	
Riser LSZH Indoor/Outdoor, Loose Tube, Gel-Free, Double-Jacket Cable, SM (OS2) Ultra Fiber	
Fiber Count	Part Number
12	012ZUK-T4601D20
24	024ZUK-T4601D20
36	036ZUK-T4601D20
48	048ZUK-T4601D20
60	060ZUK-T4601D20
72	072ZUK-T4601D20
96	096ZUK-T4601D20
144	144ZUK-T4601D20
216	216ZUK-T4601D20
288	288ZUK-T4601D20



LSZH Cable



Indoor/Outdoor Cables

Plenum-Rated

These cables are designed to meet both the rigorous environment of the outdoors, but can also be routed indoors, where flame rating requirements apply. This type of cable eliminates the need for a “transition splice” to an indoor-rated cable when routing an outdoor cable into the building.

Our plenum-rated cables are rated for both flame and smoke generation in enclosed areas that facilitate environmental air handling. They meet the application requirements of the National Electrical Code® (NEC®) Article 770 and are OFNP and FT-6 listed.

Aerial and Duct

Loose Tube
Tight Buffered

All of the cables shown in this section are single-mode fiber. Other fiber counts may be available. Please contact Corning Customer Care at **1-800-743-2671** for more information.


Aerial and Duct

Loose Tube*	
FREEDM® LST™ Loose Tube, Gel-Free Cable, Plenum	
Fiber Count	Part Number
6	006ESP-T4101D20
12	012ESP-T4101D20
FREEDM Loose Tube, Gel-Free Cable, Plenum	
Fiber Count	Part Number
24	024EWP-T4101D20
48	048EWP-T4101D20
72	072EWP-T4101D20


Transmission Options			
Code	Maximum attenuation at:		
	1310 nm	1383 nm	1550 nm
01	0.40 dB/km	0.40 dB/km	0.30 dB/km
31	0.40 dB/km	0.40 dB/km	0.40 dB/km

Tight Buffered*	
FREEDM One Tight-Buffered Cable, Plenum	
Fiber Count	Part Number
2	002E8P-31131-29
4	004E8P-31131-29
6	006E8P-31131-29
12	012E8P-31131-29
24	024E8P-31131-29
FREEDM One Unitized, Tight-Buffered Cable, Plenum	
Fiber Count	Part Number
48	048E8P-61131-29
72	072E8P-T3131-29
96	096E8P-Y3131-29
144	144E8P-Y3131-29


*Ultrafiber is also available for duct.




48F FREEDM Loose Tube



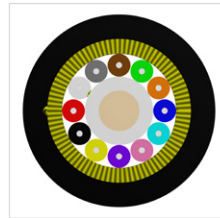
FREEDM One Plenum Cable



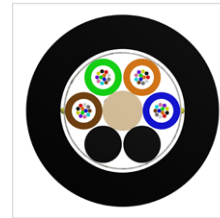
12F FREEDM One



6F FREEDM LST



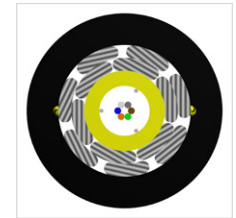
12F FREEDM One Cable
Cross Section



48F FREEDM Loose Tube Cable
Cross Section



FREEDM LST Cable
Cross Section



6F FREEDM LST Cable
Cross Section



Indoor/Outdoor Cables

Riser-Rated

These cables are designed to meet both the rigorous environment of the outdoors, but can also be routed indoors, where flame rating requirements apply. This type of cable eliminates the need for a “transition splice” to an indoor-rated cable when routing an outdoor cable into the building.

Riser cables are designed for use in riser and general-purpose environments for intrabuilding backbone and horizontal installations. They meet application requirements of the National Electrical Code® (NEC®) Article 770. They are either OFNR or OFCR and FT-4 listed for riser and general-purpose use.

Aerial and Duct

Loose Tube
Ribbon
Tight Buffered

Duct

Drop


All of the cables shown in this section are single-mode fiber. Other fiber counts may be available. Please contact Corning Customer Care at **1-800-743-2671** for more information.

Aerial and Duct

Loose Tube	
FREEDM® LST™ Loose Tube, Gel-Free Cable, Riser	
Fiber Count	Part Number
2	002ESF-T4101D20
4	004ESF-T4101D20
6	006ESF-T4101D20
12	012ESF-T4101D20
24	024ESF-T4101D20
FREEDM Loose Tube, Gel-Free Cable, Riser	
Fiber Count	Part Number
48	048EUF-T4101D20
72	072EUF-T4101D20
96	096EUF-T4101D20
144	144EUF-T4101D20
288	288EUF-T4101D20

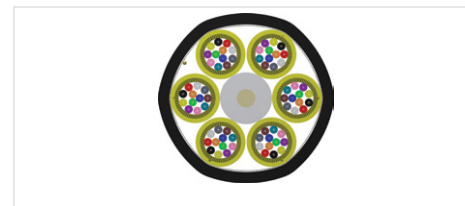
Transmission Options			
Code	Maximum attenuation at:		
	1310 nm	1383 nm	1550 nm
01	0.40 dB/km	0.40 dB/km	0.30 dB/km
31	0.40 dB/km	0.40 dB/km	0.40 dB/km

Ribbon	
FREEDM Ribbon, Indoor/Outdoor, Gel-Free Cables, Riser	
Fiber Count	Part Number
12	012ZCF-14101D20
24	024ZCF-14101D20
48	048ZCF-14101D20
72	072ZCF-14101D20
96	096ZCF-14101D20
144	144ZCF-14101D20
FREEDM UltraRibbon™ Gel-Free Cable, Riser	
Fiber Count	Part Number
288	288ZVF-14101D20
432	432ZVF-14101D20
864	864ZVF-14101D20



FREEDM LST Cable Cross Section


Tight Buffered	
FREEDM One Tight-Buffered Cable, Riser	
Fiber Count	Part Number
2	002E8F-31131-29
4	004E8F-31131-29
6	006E8F-31131-29
12	012E8F-31131-29
24	024E8F-31131-29
FREEDM One Unitized, Tight-Buffered Cable, Riser	
Fiber Count	Part Number
48	048E8F-61131-29
72	072E8F-T3131-29
96	096E8F-Y3131-29
144	144E8F-Y3131-29



FREEDM One Cable Cross Section

Duct

Drop	
SST-Drop™ Indoor/Outdoor, Gel-Free Dielectric Cable with FastAccess® Technology	
Fiber Count	Part Number
1	001UB4-14701-F9
2	002UB4-14701-F9



SST-Drop™ Cable



Indoor/Outdoor Drop Assemblies

These cables are designed to meet both the rigorous environment of the outdoors, but can also be routed indoors, where flame rating requirements apply. This type of cable eliminates the need for a “transition splice” to an indoor-rated cable when routing an outdoor cable into the building.

Riser cables are designed for use in riser and general-purpose environments for intrabuilding backbone and horizontal installations. They meet application requirements of the National Electrical Code® (NEC®) Article 770. They are either OFNR or OFCR and FT-4 listed for riser and general-purpose use.

All of the cables shown in this section are single-mode fiber. Other fiber counts may be available. Please contact Corning Customer Care at **1-800-743-2671** for more information.







[Indoor Drops](#)

[In-Living Unit](#)

[Outdoor Drops](#)

[Indoor/
Outdoor Drops](#)

Indoor/Outdoor Drop Assemblies

	Indoor Drops					In-Living Unit (ILU)
						
	RPDpass® Riser Cable Assembly	RPDpass Drop Cable Assembly	Corning® Clear Track Micro-Module	Corning® ClearCurve® Rugged Drop Cable Assembly	ClearCurve Compact Drop Cable Assembly	SC APC Shuttered Jumper
Connectorized	MTP® PRO connector jumper	SC APC pigtail or MTP PRO pigtail	SC APC pigtail or MTP PRO pigtail	SC APC or SC UPC (jumper or pigtail)	SC APC or SC UPC (jumper or pigtail)	SC APC shuttered
Outer Dimensions	Cable: 3 mm Grip: 18 mm (0.72 in)	6-fiber: 4.8 mm 8-fiber: 5.2 mm 12-fiber: 6.5 mm	1.8 mm	4.8 mm	2.9 mm	3.0 mm
Fiber Size	250 µm	900 µm	900 µm	900 µm	900 µm	900 µm
Cable Design	Micro-Module	1.65 mm subunits bundled (no outer jacket)	Micro-Module	Round	Round	Round
Installation	Conduit	Conduit	Wall/trim or conduit	Wall/trim	Wall/trim or conduit	N/A
Indoor/Outdoor	Indoor only	Indoor only	Indoor only	Indoor/outdoor	Indoor/outdoor	Indoor only
Fiber Count	12 or 24	6, 8, or 12	12	1	1	1
Fiber Type	Ultra bend-insensitive fiber	Ultra bend-insensitive fiber	Ultra bend-insensitive fiber	Ultra bend-insensitive or bend-insensitive fiber	Ultra bend-insensitive or bend-insensitive fiber	Ultra bend-insensitive fiber
Packaging	Collapsible plastic reel	Corrugated plastic reel	Reel	Bag or reel	Bag or reel	Bag
Pulling Grip	Standard	Standard	Available	Available	No	No
Quick Facts	Suited for larger MDUs where riser conduit space may be limited	Binderless bundled construction allows for quick access to individual subscriber subunits for termination	Can be easily laid and captured within the Clear Track Hallway Fiber Pathway with the Clear Track Hallway Fiber Installation Tool	Self-bend-limiting jacket allows for widest variation of installation methods including stapling	Optimized for running inconspicuously under carpet and along door frames or molding. Also suitable for raceway and microduct installations	Ideal connection from low-profile wall space with visual connection reference

Outdoor Drops



	SST-Drop™ Cable Assembly	ROC™ Drop 900 Drop Cable Assembly	SST-Drop In-Line Cable Assembly, Female OptiTap® Connector
Connectorized	OptiTap to SC APC assembly, OptiTap pigtail or SC APC to SC APC jumper	OptiTap to SC APC assembly, OptiTap pigtail, SC APC jumper, or Pushlok® to SC APC assembly or Pushlok single-fiber pigtail	Female OptiTap pigtail or female-to-male OptiTap assembly
Toneable/Dielectric	Both	Both	Both
Buried/Aerial	Both	Both	Both
Fiber Subunit	250 µm	900 µm	250 µm
FastAccess® Technology	No	Yes	No
Flat/Round Cable	Flat	Flat	Flat
Indoor/Outdoor	Outdoor	Outdoor	Outdoor
Fiber Count	1	1	1–2
Fiber Type	Single-mode fiber	Single-mode fiber	Single-mode fiber
Pulling Grip	Available	No	Available
Quick Facts	Robust flat drop cable for self-supporting or direct-buried applications	Compact outdoor drop allows for more slack to be managed at subscriber premise	Ideal to branch off multiports and position at lot lines between subscriber premise

Indoor/Outdoor Drops



	SST-Drop™ Indoor/ Outdoor Assembly	DualDrop™ Cable Assembly	Clear Fiber Drop
Connectorized	OptiTap to SC APC assembly or OptiTap pigtail (2-fiber only available as pigtail)	OptiTap pigtail only	Unterminated, SC APC or SC APC patch cord to SC APC single-fiber pigtail
Toneable/Dielectric	Both	Dielectric	Dielectric
Buried/Aerial	Both	Both	No
Fiber Subunit	900 μm	900 μm	900 μm
FastAccess® Technology	No	Yes	Yes
Flat/Round Cable	Flat	Round	Round
Indoor/Outdoor	Indoor/outdoor	Indoor/outdoor	Indoor/outdoor
Fiber Count	1–2	1	1
Fiber Type	Bend-insensitive single-mode fiber	Bend-insensitive single-mode fiber	Ultra bend-insensitive single-mode fiber
Pulling Grip	Available for 1-fiber assemblies	No	Available
Quick Facts	Suited for applications where two services (e.g., business and residential) exist at the same subscriber location	Eliminate transition housing by removing outdoor jacket and route directly to subscriber ONT indoors	Less visible, resulting in an aesthetically pleasing look for both homeowners and property owners



Connectivity & Adapters

Network performance is directly connected to the quality of every component

We understand the importance factory-terminated fiber optic connector and adapter components play in delivering reliable on-time solutions to build and maintain trusted partnerships with your customers. That is why we manufacture high-quality connectors and adapters with industry-leading materials which meet exacting standards. Our AFOP™ connectors, adapters, & subassemblies are fully intermateable, offer great performance with high repeatability, and low insertion loss. They deliver long-term stability under a broad range of applications and conditions.

Visit us at www.corning.com/oem-solutions/worldwide/en/home/products-solutions/optical-connectivity/connectors-adapters-subassemblies.html

LC Slimpac™ Uniboot connectors

Corning's Uniboot series of LC connectors include Slimpac3™ Push-Pull, a reconfigurable and push-pull connector especially for high-density applications, Slimpac3 also with reconfigurable capability, and Slimpack2™ duplex connectors. With tightly tolerant ceramic ferrules to ensure consistent low-loss and ease of termination, these uniboot connectors are fully intermateable with standard LC licensed products. Corning LC Slimpac3 push-pull cable assemblies exceed Telecordia GR-326 performance and reliability. They are available in single-mode, OM3 or OM4 multimode fiber types to meet a wide variety of configurations and requirements. Cable assemblies with LC Slimpac™ uniboot connectors save half of the cable infrastructure space over traditional duplex cable products.

Applications	Features
Data Centers	Uniboot with a Single Housing
Local Area Networks	Unique Push-Pull Design and Function
High-Density Applications	Easy to Assemble and Use
Interconnects	Low Insertion Loss and Back Reflection
Cross-connects	High Repeatability and Reliability
	Telecordia GR-326 Qualified

Note: Mini Uniboot options are also available.



LC Slimpac Uniboot Connectors

LC connectors and adapters

Corning's extensive line of LC connectors offers great performance with high repeatability and low insertion loss. These products are fully intermateable with standard LC licensed products and deliver long-term stability under a broad range of applications and conditions. 721 series connectors utilize tightly toleranced ceramic ferrules to ensure consistent low-loss and ease of assembly. We also manufacture an LC adapter family to support LC interconnection.

Applications	Features
Data Centers	LC Adapters in SC Footprint
Metro Networks	Single-Mode and Multimode Versions
Telecommunications	TIA-604 Compliant
Test Instruments	Options for Boot Color and Type, Housing Color, EMI Shielding, and Retractable Door
	One-Piece Design and Straight 45-Degree Angled Mount for EMI Adapters



LC Connectors and Adapters

Angled connectors and adapters

Corning manufactures a full line of high-performance APC fiber connectors and adapters. Corning 8-degree APC connectors are fully intermateable with standard NTT APC products and deliver long-term stability under a range of applications and conditions. These connectors utilize tightly toleranced, pre-angled zirconia ferrules to ensure consistently low loss. Corning APC connectors feature a NOD spacer element for greater reliability and superior ease of assembly. Corning also provides an APC adapter family to support APC termination. The connectors and adapters are named LC APC, SC APC, and FC APC.

Applications	Features
Broadband Networks	Precision Pre-Angled Zirconia Ferrules
Telecommunications	Low-Back Reflection
Point-to-Point Systems	Various Adapter Cutouts
Test Instruments	TIA-604 Compliant
	Connectors available with either 2 mm, 3 mm, or 900 mm cable boot



Angled Connectors and Adapters

SC connectors and adapters

Corning's 728 series and 740 series of SC connectors and adapters offer superior performance with high repeatability. Fully intermateable with standard NTT SC, these products deliver long-term stability for a range of applications and conditions. They utilize tightly toleranced preradiused zirconia ferrules for consistent and low-loss performance. The 728 connector series features a NOD spacer element for greater reliability and improved ease of assembly. These products are available in either a premium metal body or in a polymer body construction.

Applications	Features
CATV Distribution Networks	NOD Connector Spacer Element Design
Point-to-Point Systems	Universal SC Duplex Clip Option
Wide-Area Networks	TIA-604 Compliant
Telecommunications	RoHS Compliant
Test Instruments	Telcordia GR-326 Qualified
	Push-pull type Operation



SC Connectors and Adapters

FC connectors and adapters

Corning's FC connectors (722 series) offer superior performance with very high repeatability. These products are fully intermateable with standard NTT FC products and deliver long-term stability under a wide range of applications and conditions. The 722 series utilizes preradiused zirconia ferrules to ensure low loss. Our FC connector features a NOD spacer element for greater reliability and ease of assembly. We also provide an FC fiber coupling adapter family to support FC interconnection. Corning's FC adapters are available in a wide range of hybrid adapter styles to fit almost any application or panel requirements.

Applications	Features
Telecommunications	Fixed and Removable Key-Type Connector Available
CATV Distribution Networks	NOD Spacer Element Connector Design
Wide-Area Networks	Telcordia GR-326 Qualified
Test Instruments	Precision Pre-Radiused Zirconia Connector Ferrules



Connectors and Adapters

ST[®] connectors and adapters

Corning's 720 series ST fiber connectors and adapters offer superior performance and high repeatability. These products are fully intermateable with all standard ST products and deliver very high stability under a wide range of applications and conditions. The 720 series utilizes tightly toleranced preradiused zirconia ferrules to ensure consistent low-loss and easy assembly. Corning also provides a family of ST fiber coupling adapters to support the ST connectors. These adapters utilize high-tolerance sleeves to ensure consistent low-loss and exceptional stability.

Applications	Features
Point-to-Point Systems	Metal Body Construction
Local Area Networks	Single-Mode and Multimode Versions
Test Instruments	2 mm, 3 mm, and 900 mm Boot Options in Various Colors
Enterprise Networks	Precision Preradiused Zirconia Ferrules
	Bayonet Mount Operation
	TIA-604 Compliant



Connectors and Adapters



Wavelength Management

Corning offers a spectrum of cost-effective, wavelength division multiplexing products

At Corning, our R&D scientists continually seek innovative ways to advance wavelength division multiplexing (WDM) technology. Through close collaboration with our customers and our extensive expertise in fiber, cable, and connectivity, we provide smarter, denser, faster, and more accessible solutions. Corning also offers industry-leading support services, including national engineering contracts and a network construction master services agreement, ensuring seamless project deployment. We are dedicated to working closely with you to develop a customized WDM solution that precisely meets your needs.

SpectraMux[®] Compact CWDM

Corning's compact coarse wavelength division multiplexers (CCWDMs) are integrated optical modules using Corning's free-space optical platform. In a package less than one-fourth the size of conventional CWDM modules, these CCWDMs significantly improve optical performance, while reducing manufacturing costs. The CCWDM mux/demux is available in 4- or 8-channels, and can include an expansion port for 16-channel applications. Custom configurations are available upon request.

Applications	Features
Broadband Networks	Low Insertion Loss
Optical Add/Drop Multiplexing	Telcordia 1209/1221 Qualified
Telecommunications Networks	Express Channel Available
Metro Networks	Ultra Stable and Highly Reliable
	Extended Operating Temperature Available



SpectraMux Compact CWDM

SpectraMux CWDM

Corning's coarse wavelength division multiplexers (CWDMs) are integrated optical modules that mux or demux multiple optical signals of different wavelengths in a single fiber. Our CWDM products separate wavelength into bands of 20 nanometers to cover the complete fiber optical communication spectrum from 1270 nm to 1610 nm. These CWDM products cover 4-channel, 8-channel, and 16-channel mux and demux applications, with upgradeability for both 4- and 8-channel types. We also offer optical add-drop modules, or OADMs, with the capability of adding or dropping from one to fifteen channels. Our CWDM products directly address the competitive market needs for metropolitan and access wavelength management. Custom channel plans are available upon request.

Applications	Features
Broadband Networks	Low Insertion Loss
Optical Add/Drop Multiplexing	High Isolation
Metro Networks	Bidirectional
CATV Systems	Epoxy-Free Optical Path
Data Center	Express Channel Available
	Telcordia 1221 Qualified



SpectraMux CWDM

DWDM modules

Corning's dense wavelength division multiplexers (DWDMs) are integrated optical modules that combine, or multiplex, and separate, or demultiplex multiple optical signals of different wavelengths in a single fiber. By utilizing thin-film technology in the development and manufacture of our DWDM products, we provide a wide range of solutions for 200 GHz, 100 GHz, and 50 GHz ITU wavelength-spacing applications. Custom configurations are available upon request.

Applications	Features
Broadband Systems	High Isolation and Low Insertion Loss
Telecommunications Networks	Bidirectional
Metro Networks	Epoxy-Free Optical Path
Optical Add/Drop Multiplexing	Wide- and Flat-Top Passband
Expanding Existing DWDM Systems	Completely Passive
	Highly Reliable and Stable
	Telcordia GR 1209/1221 Qualified



DWDM Modules

DWDM components

Corning offers an extensive line of high-performance dense wavelength division multiplexer (DWDM) components that combine, or multiplex, and separate, or demultiplex multiple optical signals of different wavelengths in a single fiber. Our portfolio of DWDM components also includes high-channel isolation OADMs, O-band mux and demux components, and band filters. Corning DWDM components achieve outstanding field performance through the use of TFF and packaging technologies.

Applications	Features
Broadband Systems	High Isolation and Low Insertion Loss
Telecommunications Networks	Bidirectional
Metro Networks	Epoxy-Free Optical Path
Optical Add/Drop Multiplexing	Wide- and Flat-Top Passband
Test Instruments	Highly Reliable and Stable
	Telcordia GR 1209/1221 Qualified




DWDM Components


Other WDM filters

Corning's TriWave™ thin-film-filter-based FWDMs are used to combine and separate optical signals in a range of network applications. Our filter-based products allow for higher isolation and narrower wavelength separations than other technologies. Our CEx series FWDMs are designed to bring in the coexistence of GPON service with the next-generation XGPON or XGS-PON, and other optional services including NGPON2 TWDM-PON, RF Video, PtP WDM-PON and OTDR, over the same ODN. With the further evolution of passive optical network technology, devices with 25G/50G PON wavelengths are also available in our CEx family to maximize the speed of optical distribution networks.

Applications	Features
FTTx	High Isolation
NGPON	Low Insertion Loss
Broadband Networks	Thin-Film-Filter Technology
Optical Add/Drop Multiplexing	Ultra Stable and Highly Reliable
Telecommunications	Telcordia GR-1209/1221 Qualified
Metro Networks	Express Channel Available
CATV Systems	Ultra Stable and Highly Reliable



Other WDM Filters



Fiber Array Units

Corning's Fiber Array Units range from Multichannel, to Ultra Compact to our newest innovation of Photonic Grade FAUs

Our broad range of Fiber Array Units (FAUs) are designed for long-haul and metro networks as well as data center applications. With our specialty fiber capabilities and customizable V-groove chips and covers, Corning FAU products are tailorable to address your unique specifications including inter-fiber core pitch and precision, channel number, fiber type, and termination type. All of our FAUs feature ultra-accurate fiber core position with low insertion loss and high optical return loss, made possible by our advanced dicing machines and core pitch measurement machines. As one of the world's leading innovators in materials science, Corning can also develop FAU-integrated connectors and interposers for your evolving photonic integrated circuit (PIC) requirements.

Fiber array units

Corning's OEM application provides advanced optical solutions for a variety of applications, including AWGs and OADMs, multichannel switches, multichannel V-muxes, and SiP assemblies. Our solutions offer a range of features, including highly customizable options, high reliability in harsh environments, ultra-accurate core pitch position, high density, compact design, flexibility in fiber selection, and various termination methods. With OEM solutions you can trust that our advanced optical solutions will meet your unique needs and deliver reliable performance.

Applications	Features
AWGs and OADMs	Highly customizable
Multichannel Switches	High reliability in harsh environments
Multichannel V-muxes	Ultra-accurate core pitch position
SiP Assemblies	High density
	Compact design
	Flexibility in fiber selection
	Various termination methods



Fiber array units


Photonic-grade fiber array unit (FAU)

Introducing our latest innovation in our range of FAUs. Empower your crucial high-density and low-loss applications with our Photonic Grade FAU, delivering the precision you demand. Explore our standout features, including:

- Extra level of core pitch precision
- Ultra-precise alignments
- Exceptionally low optical insertion loss
- Perfect for cutting-edge technologies like silicon photonics, co-packaged optics (CPO), and ultra-high-performance computing
- Utilizes advanced Photonic Grade fiber with meticulously enhanced specifications for optimal performance



Photonic-grade fiber array unit (FAU)



Couplers and Splitters

Filter devices are complex optical assemblies, our couplers and splitters can help manage the signal data for you.

Fiber optic couplers and splitters are passive devices that split or combine light signals in optical fibers. Couplers can split or combine signals in a variety of ways, while splitters typically divide signals into multiple channels.

Fused couplers

Corning's optical couplers are fused fiber branching devices that split off a portion of light to allow for optical monitoring and feedback. These devices are used extensively in fiber amplifier power control, and in transmission equipment for performance monitoring and feedback control. Our ultra-low polarization dependent loss couplers offer low levels of sensitivity to polarization, enable more effective monitoring and management of optical networks. These couplers are available in a wide range of split ratios, lengths, and packaging. Custom terminations are also available.

Corning's fused WDM couplers are used to combine and separate optical signals transmitted on different wavelengths. This function provides the first level of bandwidth expansion for a network by increasing a fiber's signal carrying capacity. Fused WDM couplers may also be used to add additional functionality to the network such as network status monitoring. Our fused fiber WDM couplers provide a cost-effective way to minimize loss and maximize wavelength isolation.

Applications	Features
CATV Systems	All Split Ratios Available
Network Monitoring	Rugged Packaging Available
Test Equipment	Telcordia GR-12091221 Qualified
Telecommunications	Excellent Uniformity
Point-to-Point Systems	Environmentally Stable
	Low Sensitivity to Input Polarization



Fused Couplers

PLC splitters

Corning's QuickPath™ PLC optical splitters reduce insertion loss and deliver high performance. These devices enable more effective monitoring and management of optical networks. They are available as components, in our quick connect cassettes, or in custom modules and rack-mount designs.

Applications	Features
FTTx	Custom and Rugged Packaging Available
CATV Systems	Telcordia GR-1209/1221 Qualified
PON Networks	Low-Input Polarization Sensitivity
Telecommunications	High-Quality Connector Fan-outs






PLC Splitters



Cable Assemblies

As the industry's leading supplier of cable assemblies, Corning's state-of-the-art manufacturing process ensures reliable connector performance with products that meet or exceed all industry standards for reflectance and insertion loss. Our ability to scale to meet your deployment needs is what sets us apart, along with the highest-quality fiber and factory-tested connectors. All assemblies undergo rigorous performance testing to ensure optimal quality in every connector.

Our new cable assembly configurator enables users to create part numbers while visually verifying different product attributes. This configurator provides reverse configuration features, realistic visualization, and dynamic specification sheet capabilities. Visit www.corning.com/configurators/cab to configure your next assembly.

	Assemblies		
			
	Core	Professional	Edge
Cable Outer Diameters	900 µm, 1.2 mm, 1.6 mm, 2.0 mm	900 µm, 1.2 mm, 1.6 mm, 2.0 mm, 2.9 mm, 4.8 mm	1.6 mm, 2.0 mm
Single-mode Fiber Choices	Ultra, LBL, ZBL	Ultra, LBL, ZBL	Ultra
Multimode Fiber Choices	OM3, OM4, OM5	OM2, OM3, OM4, OM5	OM3, OM4, OM5
Connector Types	LC, SC, FC, ST	LC, SC, FC, ST	Uniboot, LC, SC, VSFF
Minimum Order Quantity	1 pc	1 pc	1 pc
Customization	Standard offerings only	Fully customizable (colored cables/connectors, labeling, breakouts)	Fully customizable (colored cables/connectors, labeling, breakouts)
Performance Standards	IEC Grade B, TIA 568	GR-326 Compliant, IEC Grade B, TIA 568	IEC Grade B, TIA 568
Flame Rating	Riser, LSZH™	Riser, Plenum	Riser, Plenum
Cable Types	Meters (up to 200)	Meters and feet (up to 999)	Meters and feet (up to 999)



Specialty Fiber

Changing the way you see and use fiber

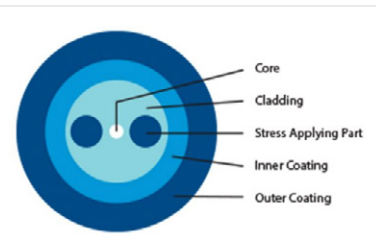
Corning's Specialty Fibers are applied across a wide spectrum, ranging from established sectors like telecom and datacom to emerging fields such as medical, aerospace, defense, and sensing applications. Our capacity to craft bespoke fibers to bolster novel applications, where fibers play a pivotal role, sets us apart. Our approach involves viewing fiber, encompassing the glass core, cladding, and protective coatings, as a versatile matrix. This matrix can be rapidly tailored based on customer specifications, be it size, optical attributes, resistance to varying temperatures and environments, bend tolerance, operating wavelengths, and more. If you cannot locate a specific fiber in our catalog that aligns with your requirements, please don't hesitate to get in touch with us to explore your distinct needs.

Field-proven as the industry standard

PANDA Polarization Maintaining (PM) fibers are designed with high performance properties including excellent birefringence and low attenuation. Corning offers the broadest portfolio of PANDA PM fibers from wavelengths of 400–1550 nm and designs such as High NA and Flame Retardant coatings.

Applications

Optical transceivers
Laser sources
Sensors and gyroscopes
External modulators
Dynamic gain/spectrum equalizers
Optical switches
Splitters, combiners, tap couplers
Planar waveguide devices
DWDMs
Polarization multiplexers
Polarization sensitive components
Arrayed devices
Optical amplifiers
Pump lasers
Probes/instrumentation



PANDA/Polarization Maintaining Fiber

PANDA fibers

	Operating Wavelength (nm)	165 μm Acrylate	250 μm Acrylate	400 μm Acrylate	900 μm Elastomer	Comments
PM 400	410		PM40-U25D	PM40-U40D	PM40-H90D	
PM 480	480		PM48-U25D	PM48-U40D	PM48-H90D	
PM 630	630		PM63-U25D	PM63-U40D	PM63-H90D	
PM 850	850		PM85-U25D	PM85-U40D	PM85-H90D	
PM 980	980		PM98-U25D	PM98-U40D	PM98-H90D	
RC PM 980	980	RC PM 98D				
PM 1310	1310		PM13-U25D	PM13-U40D	PM13-H90D	
RC PM 1310	1310	RC PM 13D				
PM RCBI R5	1310	PM RCBI-R5-13-U17D				Also available with mid temp coating
PMBI-R5	1310		PMBI-R5-13-U25D			Also available with mid temp coating
PM 14XX	1400–1490		PM14-U25D	PM14-U40D	PM14-H90D	
PM 1550	1550		PM14-U25D	PM14-U40D	PM14-H90D	
RC PM 1550	1550	RC PM 15D				
PMSR15	1550		PMSR15-U25D-H	PMSR15-U40D-H	PMSR15-H90D-H	
PMBI15	1550		PMBI15-U25D-H			
PMBI-R5	1550		PMBI-R5-15-U25D			Also available with mid temp coating
PM RCBI R5	1550	PM RCBI-R5-15-U17D				Also available with mid temp coating

Specialty single-mode and high-index fibers

Our fibers offer tighter geometry for consistent splicing

Corning's suite of special single-mode fibers include:

- Low wavelength RGB400 single-mode fiber for sensors in Red-Green-Blue wavelengths
- ClearCurve® Photonic optical fiber for tight bending applications
- RC SMF optical fiber which is an 80 micron clad design for small-form-factor applications



High-Index Fiber

	Operating Wavelength (nm)	165 µm acrylate	250 µm acrylate	Comments
RGB 400	410		RGB 400	
HI 780	780		HI 780	
HI 980	980		HI 980	
RC HI 980	980	RC HI 980		
HI 1060	980		HI1060	
RC HI 1060	980	RC HI 1060		
HI 1060 FLEX	980		HI 1060 FLEX	Optimized for FBT couplers
RC HI 1060 FLEX	980	RC HI 1060 FLEX		Optimized for FBT couplers
RCBI 1310	1310	RCBI 1310		Reduced clad fiber optimized for tight bending applications
RCBI 1550	1550	RCBI 1550		Reduced clad fiber optimized for tight bending applications
RC SMF	1550	RC SMF		
ClearCurve Photonic	1550		ClearCurve Photonic	
Titania-Clad Optical Fiber	1550		Titania-Clad Optical Fiber	For bending down to 2.5 mm radius

High-index fiber

Our patented process creates durable fibers that serve many industries. Corning's suite of high-index fibers are used across telecommunications, aerospace, and industrial markets in applications such as wavelength division multiplexing (WDM) couplers, splitters, and pump pigtails. The high-index fibers are manufactured with Corning's outside vapor deposition (OVD) process which results in highly consistent glass and excellent reliability.

Applications
Photonic products and fused-fiber couplers
Component fiber for erbium-doped fiber amplifiers (EDFAs), couplers, other dense wavelength division multiplexing (DWDM) components
Pigtails for pump laser diodes
Short wavelength laser and light-emitting diode (LED) sources
Splitters and combiners
Sensors and gyroscopes
CATV couplers
Ultra-compact components requiring small bend radii
Designed specifically for photonic components in small package sizes with ultra-tight bend requirements
EDFAs, couplers, and other WDM components
Laser diode pigtails



High-Index Fiber

A close-up, artistic photograph of copper wires, showing their metallic sheen and the way they are twisted together. The wires are curved, creating a sense of depth and movement. The lighting is warm, highlighting the texture and color of the copper.

Copper Connectivity

Connect to simplified migration


When subscriber density or the funds available for investment do not justify a complete fiber overbuild, your existing copper twisted-pair infrastructure can still deliver triple-play service. Your long-term plans may include an all-fiber infrastructure, but for now if it makes sense to gradually upgrade your existing copper network, we can help. We have the products and services you need to migrate your network toward next-generation optical solutions that will meet your customers' high-capacity bandwidth demands.

Built tough for long-term connections.

Corning® Presslok™ connectors

The same great connector you've come to rely on with a new brand name, Corning Presslok Connectors. With the Presslok series of tools and connectors, service providers can meet the demand for enhanced customer services such as high-speed internet, video-on-demand, and video conferencing. Presslok connectors also offer full wire-range capability, increased port size to accommodate up to 2.08 mm (0.082 in) insulation sizes, and solvent-resistant plastic construction.

As new technologies migrate into the local loop, the importance of reliable connections in the embedded plant has increased exponentially. Each connection is a potential point of failure in high-bandwidth applications, which could require additional time and expense for a technician to repair. That is where the full line of Presslok connectors can really make a difference.



Copper connectivity

1 Copper splicing

- Insulation Displacement Connectors
- Modular Connectors

2 Copper closures and terminals


- SLiC® Aerial Closures
- SLiC Terminals
- 2-Type Closures
- Copper Buried Closures

3 Cabinets


- Copper Cross-Connect Cabinets
- QCS Blocks
- Building Entrance Terminals and NIDs

4 Accessories

Traditional DSL architecture



Gfast DSL architecture



Copper connectivity (continued)

Copper Closures and Terminals	
SLiC® Aerial Closures	
SLIC 5.6X33-RES-N	SLiC Aerial Closure Kit, 5.6 x 33 in, with floating bond
SLIC 2.6X29 N-RES	SLiC Aerial Closure, 2.6 x 29 in, with rubber end seal
SLIC 3.6X33-RES-N	SLiC Aerial Closure, 3.6 x 33 in, with rubber end seal
SLiC Terminals	
328-MTPI-TR/RES	SLiC Aerial Terminal 328 (empty) with rubber end seal
328-PI-10-TR/RES	SLiC Aerial Terminal 328 with 10 pair ATS/TR block and rubber end seal
328-PI-25-TR/RES	SLiC Aerial Terminal 530 with 25 pair ATS/TR block with rubber end seal
530-MTPI-TR/SES	SLiC Aerial Terminal 530 (empty) with spiral end seal
2-Type Closures	
2C2A-505	2-Type Series Sealed Closure Size C Cover
2A2A-505	2-Type Series Sealed Closure Size A Cover
2D2-2E-505	2-Type Series Sealed Closure Size D, two port
Copper Buried Closures	
8983-8882	Buried Closure 8983 with High Gel 8882
BB3x24-8882	Better Buried Closure, 3 x 24 in, with High Gel Encapsulant 8882



SLiC Aerial Closures

Copper connectivity (continued)

710 Splice Connectors & Accessories	
80611048127	710-SC1-25 25 pair straight-only modular splice connector 26-24 AWG
80611048218	710-SD-25 25 pair straight/half tap modular splice connector dry 26-24 AWG
80611047723	710-BD1-25 25 pair bridge splice connector solid cap dry
80611047657	710-BC1-25 25 pair bridge splice connector solid gel-filled

710 Splicing System Tools	
80611173255	CCT10 wire cutoff tool 20
80611156094	710-GHK group holder kit
80611147044	710-AP105-25-S steel blade

MS2® 25-Pair Splicing Modules	
80610863070	4000-D/TR/24 MS2 super-mini module (dry)
80611150238	4005-GBM/TR MS2 super mate bridge module (gel)
80611013105	4000-G/TR MS2 super-mini module (gel)
80610416218	4005-DPM/TR MS2 super mate plug module (dry)





MS2 Splicing Module Tools	
80610845507	4036-25 MS2 hand crimper
80609100070	4053-COVER removal tool
80610133409	4053-PM separation tool
80610415350	4270-A hand presser



UR2 Butt Connector

Presslok™ IDC Connectors	
UY2-BOX	UY2 BOX, 26-19 AWG butt connector, gel-filled
UY2-JAR	UY2 JAR, 26-19 AWG butt connector, gel-filled
UY2-CART	UY2 CART, 26-19 AWG butt connector, gel-filled
UR2-BOX	UR2 BOX, 26-19 AWG butt connector, gel-filled
UR2-JAR	UR2 JAR, 26-19 AWG butt connector, gel-filled
UR2-CART	UR2 CART, 26-19 AWG butt connector, gel-filled

NOTE: Dry versions available


Presslok Crimp Tools		
80611314065	E-9J Crimping tool	
80609100047	E-9Y Crimping tool	
80611141294	E-9BM Crimp tool	
80610131122	E-9C Cartridge tool with case	

Copper connectivity (continued)

Copper Cross-Connect Cabinets	
80611485881	4230TXP-QCSHC/5400-0000/A CABXP EMPTY
80611494057	4230STXP-QCSHC/3600-0000/A CAB EMPTY-A
80611485444	4220VFS-QCSHC/1800-1200/48T-A CABINET
80611485519	4220VDS-QCSHC/900-600/48T-A CABINET



Pedestal Cabinet 4220VC, 2810



Quick Connect System 2810

Building Entrance Terminals & NIDs		
80611481542	4588IPT-QCSHCP1/50-50/24SD-A BET WITH	IPT wide, 50 pair max, 50 pair loaded with 710 Splicing Module SD
80611481567	4588IPT-QCSHCP1/50-25/24SD-A BET WITH	IPT wide, 50 pair max, 25 pair loaded with Splicing Module SD
80611481526	4588IPT-QCSHCP1/100-100/24SD-A BET WI	IPT wide, 100 pair max, 100 pair loaded with 710 Splicing Module SD
80611388432	4788V-QCSHC/25-25/SD-A IBET-AL-MOND	IPT, 25 pair max, 25 pair loaded with 710 Splicing Module SD
80611388440	4788V-QCSHC/50-50/SD-A IBET-AL-MOND	IPT, 50 Pair Max, 50 pair loaded with 710 Splicing Module SD



Universal Line Module



Multidwelling (MDU) Terminals and Network Interfacing Devices (NIDs)

Whether you're servicing a business or a residence, there's no one-size-fits-all answer for your multidwelling or multitenant or single family living unit needs. You need a customized solution and a collaborator with the expertise to simplify your challenges, so you can focus on delivering the services and applications that your subscribers expect. Other variables like aesthetics, labor skill level, and rights-of-way access will factor into your architecture and product selection. Choose a supplier that knows your environment and has manufacturing expertise that can help you choose flexible, simplified product sets. What you will find on the following pages are a range of solutions that address the wide variety of environments you may encounter in the field, backed by the expertise we've gained in more than 15 years of global deployments.

Visit our product portfolio:

www.corning.com/optical-communications/worldwide/en/home/products/wavelength-division-multiplexers.html

Multidwelling (MDU) Terminals and NIDs

Multidwelling Unit Terminals



	MDU Terminal	MDU Splitter Terminal	Zone Terminal	Low-Profile Terminal (LPT)	Low-Profile Terminal with Splitters (LPT)
Architecture	Centralized, home run	Centralized, distributed	Centralized	Centralized, home run	Distributed
Environment	Indoor/outdoor	Indoor/outdoor	Indoor/outdoor	Indoor/outdoor	Indoor/outdoor
Capacity	6, 12, 24, 36, 48 fibers	4, 6, 16, 32 fibers	72, 96, 144, 216, 288 fibers	4, 6, 8, 12 fibers	4, 8 fibers
Prestubbed Feeder	OptiTip® stub, MTP® PRO connector, ALTOS®, SST-Ribbon™, and FREEDM® loose tube indoor/outdoor cables	FREEDM loose tube indoor/outdoor cable, 4–12 fibers	FREEDM loose tube or FREEDM Ribbon (Ribbon stub end can be connectorized with non-pinned MTPs)	OptiTip stub, MTP connector enabled: RPDpass riser cable assembly (indoor only)	No, OptiTap® or SC APC options
Compatible Solutions	FlexNAP™ system with OptiTip stubs or adapter ports; RPDpass® riser assemblies	No	RPDpass riser cable assembly	FlexNAP system with OptiTip stubs RPDpass riser assemblies	FlexNAP system with OptiTap connector
Drop	Ultra bend-insensitive single-mode drop cable (2.9 to 4.8 mm)	Ultra bend-insensitive single-mode drop cable (2.9 to 4.8 mm)	N/A when used as a basement terminal, Corning® Clear Track Hallway-enabled with MTP connectors when used as a zone terminal	Ultra bend-insensitive single-mode drop cable (2.9 to 4.8 mm)	Ultra bend-insensitive single-mode drop cable (2.9 to 4.8 mm)
Splitter	No	1x32 or dual 1x4, dual 1x8, dual 1x16	No	No	1x4, dual 1x4, or 1x8
Slack	Yes, optional rear metal housing or plastic skirt for additional storage	Yes, optional rear metal housing or plastic skirt for additional storage	Yes, optional rear metal housing or plastic skirt for additional storage	Yes, optional rear metal housing or plastic skirt for additional storage	Yes, optional rear metal housing or plastic skirt for additional storage
Splice	Yes	Yes	No	No	No, OptiTap connector input

Multidwelling Unit Terminals




Fiber Distribution Terminal (PBO Series)

Riser Distribution Terminal (RTW or RTC)

	Fiber Distribution Terminal (PBO Series)	Riser Distribution Terminal (RTW or RTC)
Architecture	Centralized, distributed, or home run	Centralized, home run
Environment	Outdoor	Indoor
Capacity	12 port SC UPC/APC	12, 24 fibers (by adding 12F SC modules) or up to 36F using MTP® adapter panel
Prestubbed Feeder	N/A	MTP-enabled
Compatible Solutions	N/A	RPDpass® and Clear Track solutions
Drop	Ultra bend-insensitive single-mode drop cable, SST-Drop™ or ROC™ drop cables	2.9 mm compact, 4.8 mm rugged, Corning® Clear Track Hallway, RPDpass horizontal
Splitter	Yes, 2 splitter devices, up to 8 ports	No
Slack	No	Yes, up to 100 ft
Splice	Yes, to pigtails for preconnectorized drops or full splice directly to drops	No

Network Interface Devices (NIDs)



	Integrated Fiber NID	Fiber Transition Housing (FTH-602)	Transition Housing (FTH-76S)	Fiber Transition Housing (FTH-NG1)
Architecture	Centralized, home run	All	All	All
Environment	Outdoor	Indoor/outdoor	Indoor/outdoor	Indoor/outdoor
Capacity	1 or 2 fibers	1–6 fibers	1–6 fibers (spliced) 1–2 fibers (connectorized)	1–24 fibers (connectorized)
Prestubbed Feeder	N/A	SC UPC/APC LC UPC/APC	SC APC OptiTap® adapter (1 fiber only)	SC UPC/APC LC UPC/APC
Compatible Solutions	No	Field-installable connectors	Field-installable connectors	Field-installable connectors
Drop	Up to 4.8 mm drop cables	Up to 4.8 mm drop cables	Up to 4.8 mm drop cables	Up to 4.8 mm drop cables
Splitter	No	No	No	No
Slack	Yes, up to 35 ft of 4.8 mm	3 m	10 m	Repair loop only
Splice	Yes, to pigtails for preconnectorized drops or full splice directly to drops	Mechanical, fusion	Fusion	No splicing






Fiber Terminals





Specifically designed for outside plant (OSP) fiber access networks, our multiport family delivers fully sealed environmental protection and fast, easy incremental connection for increased deployment velocity. For the greatest deployment acceleration, you can pair connector-enabled terminals with our FlexNAP™ system. Another best practice is to consolidate cable access points by routing several terminal stubs to a single-splice location, increasing workforce efficiency and reducing the total connection time for subscribers.

Through our extensive FTTH experience, we've designed these OSP terminals with flexible form factors and integrated splitters to adapt to your individual network. Look at the following table to see which combination of features is right for you.





Evolv Terminals

	Subscriber Terminals		
			
	Evolv® Terminal (DM/DF)	Evolv Splitter Terminal (DS)	Evolv Distributed TAP (DT)
Architecture	Centralized	Distributed	Distributed TAP
Drop Capacity	2, 4, 6, 8, 12, 16 ports	2, 4, 8, 16 ports	2, 4, 8 ports
Input Cable	SST-Drop™ cable or (toneable or dielectric) MiniXTend® Cable	None, Pushlok drop assembly serves as input cable	None, Pushlok drop assembly serves as input cable
Input Connector	None (DM); Multifiber Pushlok® or OptiTip® multifiber hardened connector (DF)	Pushlok single-fiber	Pushlok single-fiber
Splitter	No	1x2, 1x4, 1x8, or 1x16	One uneven 1x2 (90/10 to 60/40 available) with one standard 1x2, 1x4 or 1x8
Low Profile	Yes	Yes	Yes
FlexNAP™ System Compatible	Yes	Yes	No
Pass Through Port	No	No	Yes
Subscriber Port Type	Pushlok single-fiber	Pushlok single-fiber	Pushlok single-fiber






Legacy Multiports

Subscriber Terminals				
				
	MultiPort (MOB)	MultiPort Flex Stubbed (MOF)	MultiPort (MTB)	MultiPort Flex (MPF)
Architecture	Centralized	Centralized	Centralized	Centralized
Drop Capacity	2, 4, 6, 8, 12 ports	4, 8, 12 ports	2, 4, 6, 8, 12 ports	4, 8, 12 ports
Input Cable	SST-Drop™ cable (toneable or dielectric) MiniXtend® cable	SST-Drop cable (toneable or dielectric) 4.8 mm round drop (legs)	RPX® ribbon cable < 18 ft (toneable or dielectric) 4.8 mm round drop (legs) or SST-Drop cable > 18 ft (toneable or dielectric)	4.8 mm round drop (legs)
Input Connector	None (stubbed)	None (stubbed)	OptiTip® multifiber hardened connector	OptiTip multifiber hardened connector
Splitter	No	No	No	No
Low Profile	No	Yes	No	Yes
FlexNAP™ System Compatible	No	No	Yes	Yes
Expansion Port	No	No	No	No
Port Type	OptiTap® adapter	OptiTap adapter	OptiTap adapter	OptiTap adapter

Legacy Multiports (continued)

Splitter Terminals				
				
	MultiPort Splitter (MOS/MTS)	MultiPort Splitter Stubless (MTS)	MultiPort Flex Splitter (MSF)	MultiPort Distributed TAP (MDT)
Architecture	Distributed	Distributed	Distributed	Distributed TAP
Drop Capacity	4, 8 ports	4, 8 ports	4, 8 ports	2, 4, 8 ports
Input Cable	SST-Drop™ cable (toneable or dielectric)	None; OptiTap® drop assembly serves as input cable	4.8 mm round drop	None
Input Connector	None (stubbed) or OptiTap connector (male) or OptiTip® multifiber hardened connector (with expansion port only)	OptiTap single-fiber hardened connector (female)	OptiTap single-fiber hardened connector (female)	OptiTap single-fiber hardened connector (female)
Splitter	1x4 or 1x8	1x4 or 1x8	1x2, 1x4, or 1x8	One uneven 1x2 (90/10 to 60/40 available) with one standard 1x2, 1x4 or 1x8
Low Profile	No	No	Yes	No
FlexNAP™ System Compatible	No	Yes	Yes	Yes, FlexNAP single-fiber system as feeder trunk
Expansion Port	Configurable	No	No	Yes
Port Type	OptiTap Adapter	OptiTap Adapter	OptiTap Adapter	OptiTap Adapter

Legacy Multiports (continued)

	Distribution Terminals				
					
	UltraNAP™ 4-Port Terminal (B1, S1)	UltraNAP™ 6-Port Terminal (B1, S1)	MF2 MultiPort Terminal	MF4 MultiPort Terminal	MF12 MultiPort Terminal
Architecture	Centralized	Centralized	Centralized, home run	Centralized, home run	Centralized, home run
Drop Capacity	12-fiber capacity: Four OptiTap® ports with two 4-fiber OptiTip® expansion ports	12-fiber capacity: Six OptiTap ports with one 6-fiber OptiTip expansion port	4–24 fiber capacity: 2, 3, 4, 6, 8, or 12 2-fiber OptiTip ports	4–48 fiber capacity: 2, 3, 4, 6, 8, or 12 4-fiber OptiTip ports	48–144 fiber capacity: 2, 3, 4, 6, 8, or 12 12-fiber OptiTip ports
Input Cable	SST-Drop™ cable (toneable or dielectric)	SST-Drop cable (toneable or dielectric)	SST-Drop cable (toneable or dielectric) MiniXtend® cable ALTOS® cable	SST-Drop cable (toneable or dielectric) MiniXtend cable ALTOS cable	ALTOS cable RPX® ribbon cable
Input Connector	None (stubbed) or OptiTip multifiber hardened connector	None (stubbed) or OptiTip multifiber hardened connector	None (stubbed) or OptiTip multifiber hardened connector (6 ports/12- fiber maximum for preconnectorized)	None (stubbed) or OptiTip multifiber hardened connector (3 ports/12- fiber maximum for preconnectorized)	None (stubbed)
Splitter	No	No	No	No	No
Low Profile	No	No	No	No	No
FlexNAP™ System Compatible	Yes	Yes	Yes	Yes	No
Expansion Port	Yes	Yes	No	No	No
Port Type	OptiTap & OptiTip adapter	OptiTap & OptiTip adapter	OptiTip adapter	OptiTip adapter	OptiTip adapter



Let's connect!



Customer Care

828 901 5000

CCSAmericas@corning.com

Corning Optical Communications

corning.com/corningopticalcommunications



Corning Optical
Communications



Corning Optical
Communications
[@CorningOpComm](https://twitter.com/CorningOpComm)

CORNING

Corning Optical Communications LLC • 4200 Corning Place • Charlotte, NC 28216 USA
800-743-2675 • FAX: 828-325-5060 • International: +1-828-901-5000 • www.corning.com/opcomm

Corning Optical Communications reserves the right to improve, enhance, and modify the features and specifications of Corning Optical Communications products without prior notification. A complete listing of the trademarks of Corning Optical Communications is available at www.corning.com/opcomm/trademarks. All other trademarks are the properties of their respective owners. Corning Optical Communications is ISO 9001 certified. © 2024 Corning Optical Communications. All rights reserved. OEM-107-AEN / September 2024