



CORNING

# Fiber Dome Closure Family

Reliable Fiber Protection

# More Flexibility for Your Complex Fiber Optic Network

The fiber dome closure family has earned its reputation for reliable protection of fiber optic facilities – delivering a full line of closures and accessories. Now, it also includes new models and configurations for more flexibility to meet the complex needs of today’s fiber optic networks.

## Fiber Dome Closures

- Intended to meet the needs of anyone using fiber optic splice closures in the long haul, metro, local access (xDSL, HFC, wireless backhaul), and FTTH feeder/distribution networks
- Designed for butt, single, or ribbon fiber applications
- Tested to Telcordia’s GR-771-CORE Generic Requirements for fiber optic splice closures
- Require no special tools, which reduces tooling costs and allows for ease of installation and re-entry into the closure
- Features a fixed O-ring sealing system along with an innovative latching mechanism. This combination provides for simple closure sealing and re-entry
- Utilizes the external cable assembly module (ECAM) built-in cable entry port system, which allows true plug-and-play capability. This reduces installation and labor costs because the cable preparation and installation are completed outside of the closure body — allowing the tech to add/remove cables from the closure without breaking the cable seals of previously installed cables
- Ideally suited for loose tube applications

## Fiber Dome Closure Family

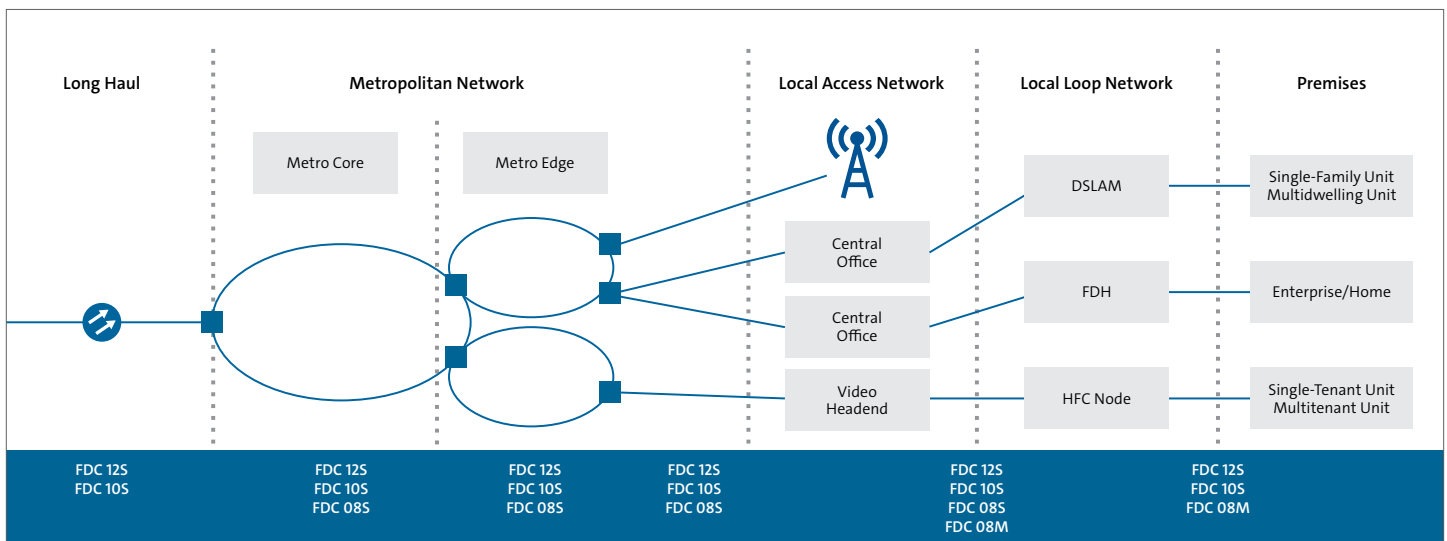
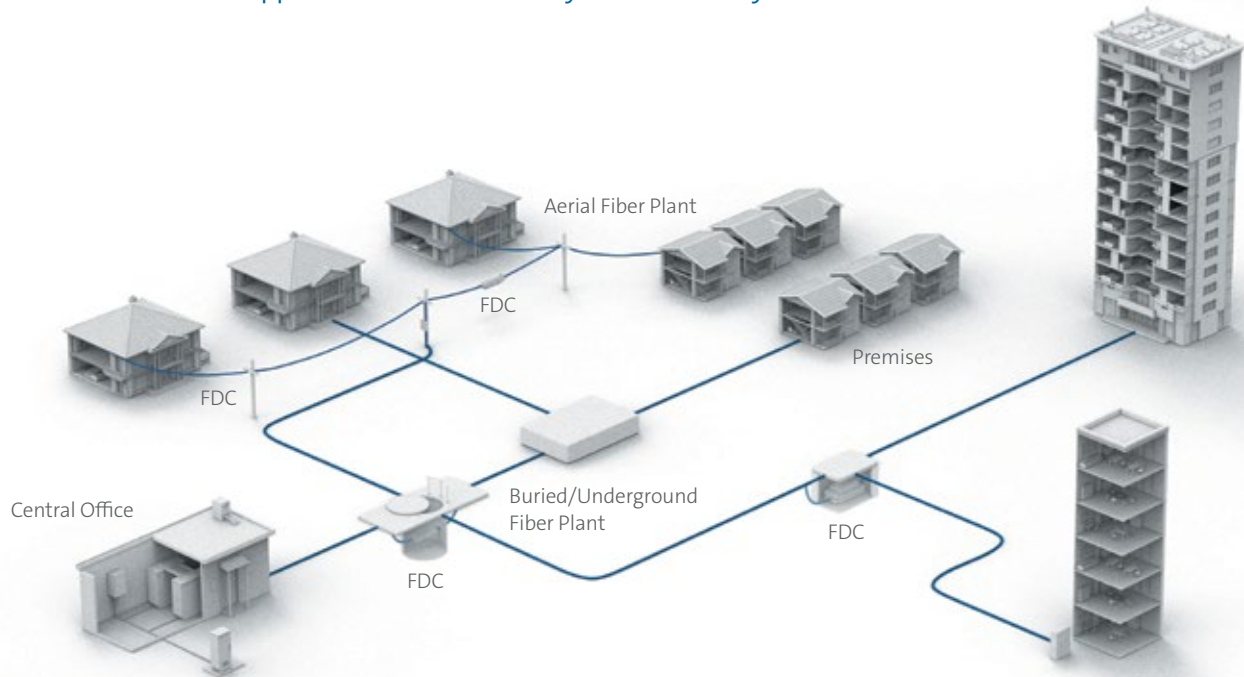
Features	Benefits
<b>Complete product family</b>	Four distinct sizes fit most butt/branch splicing configuration, outside plant environment, or application
<b>Constructed of highly chemical-resistant material</b>	Can be deployed in most environments: buried, underground, and aerial
<b>ECAM port design</b>	Allows true plug-and-play capability which can reduce installation and labor costs because the cable preparation and installation are completed outside of the closure body
<b>Built-in cable entry termination system</b>	Allows the technician to add and remove cables from the closure without breaking the cable seals of previously installed cables
<b>Fixed O-ring seal</b>	Easy, virtually error-free closure sealing and re-entry
<b>Built-in integral multipurpose fiber management system</b>	Provides separate area for sorting, routing, protecting, and “expressing” buffer tubes, single, and ribbon fibers
<b>Self-stacking hinged tray with modular splice holders</b>	Allows easy access to fibers/splices without removing other trays. The modular splice holder design allows the trays to accommodate various fiber splice types: 2.4 and 3.0 mm single fusion, 12-fiber mass fusion, and Corning® Fibrlok® splices
<b>No special tools required</b>	Allows ease of installation and re-entry
<b>Simple, error-free closure sealing and re-entry system</b>	Fixed O-ring seal reduces the potential for craft error during the closure sealing process. Innovative latching mechanism allows for simple re-entry into closure by lifting the dome lid away from the base

# Multiple Solutions for Your Needs

Corning offers a variety of sizes and configuration options, so our fiber dome closures can be used in almost every segment of the network.



## Flexible Environmental Applications within the Physical-Media Layer



# Fiber Dome Closure Family

## Multiple Solutions for Evolving Networks

The fiber dome closure family provides real-world solutions you can trust.

### A Complete Product Family

The fiber dome closure family includes five distinct sizes that fit most butt/branch splicing configurations, environments, and applications. Because they are constructed of a highly chemical-resistant material, they can be deployed in most environments: buried, underground, and aerial. Their compact design allows the FDCs to be placed in the smallest pedestals and handholes.

### ECAM Port Design

The external cable assembly module (ECAM) allows true plug-and-play capability, which can reduce installation and labor costs because the cable preparation and installation are completed outside of the closure body.

### Built-in Cable Entry Termination System

This system allows the technician to add and remove cables from the closure without breaking the cable seals of previously installed cables.

### Built-in Integral Multipurpose Fiber Storage System

The fiber dome closures have a separate area for sorting, routing, protecting and “expressing” buffer tubes, single, and ribbon fibers.

### Hinged Tray with Modular Splice Holders

The hinged trays allow easy access to fibers/splices without removing other trays. The modular splice holder design allows the trays to accommodate various fiber splice types: 2.4 mm and 3.0 mm single fusion, 12-fiber mass fusion, and Fibrlok® fiber splices.

### Simple, Error-Free Closure Sealing and Re-Entry System

A fixed O-ring seal reduces the potential for craft error during the closure sealing process. An innovative latching mechanism provides for simple re-entry into closure by lifting the dome lid away from the base.

### Optimized with Loose Tube Cable

These easy-to-install closures cover all fiber counts with strong bonding and industry-friendly mechanical capabilities, making them the best closure choice for any loose tube installation needs.



ECAM Port Design and Built-In Cable Entry Termination System



Built-In Integral Multipurpose Fiber Storage System and Hinged Tray with Modular Splice Holders



Simple, Error-Free Closure Sealing and Re-Entry System

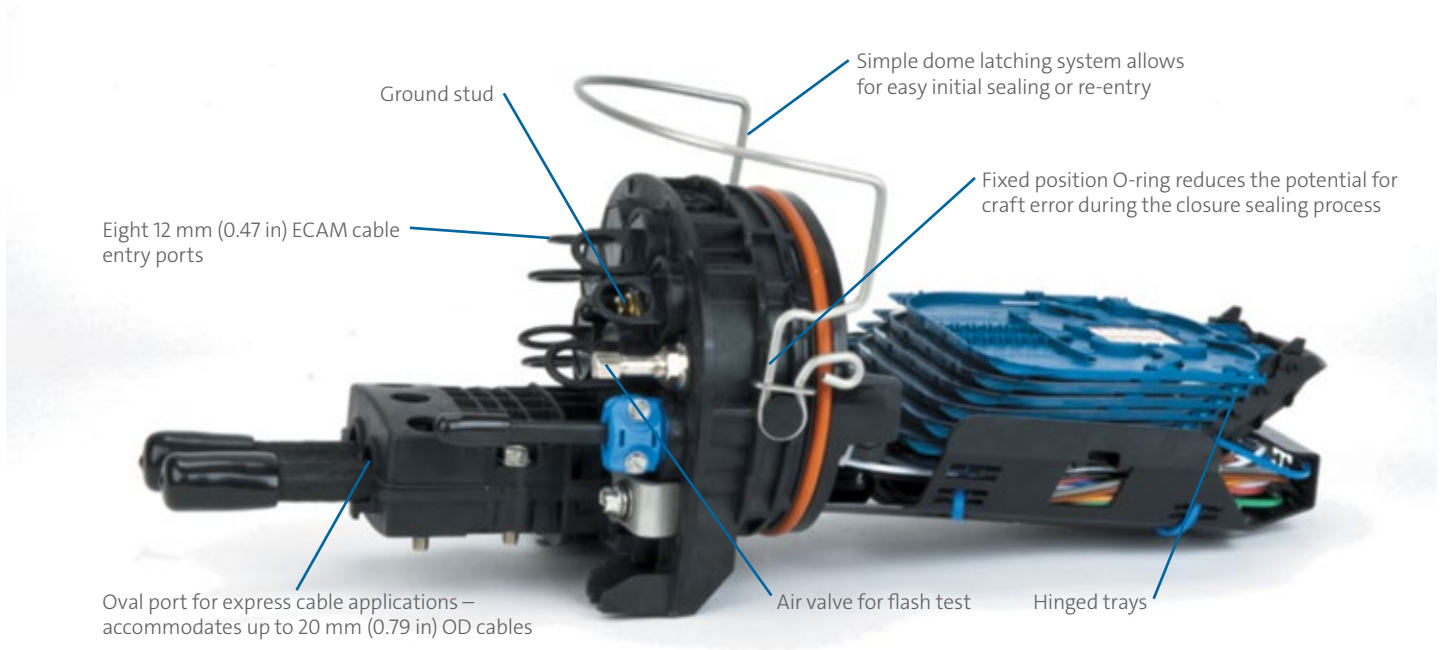


## Fiber Dome Closure Family

	Dimensions L x H x W (dia)	Cable Entry Ports and Size (Maximum)	Cable Entry Ports and Size* (Maximum)	Splice Capacity (Maximum)	Splice Trays	Ground Studs (Number of Feed-Through Studs)
<b>Fiber Dome FDC 08M-A</b>	385 x 182 x 152 mm (15.2 x 7.2 x 6.0 in)	Round Ports: 8 8: 12 mm (0.47 in)	Oval Ports: 1 20 mm (0.79 in)	SF: 72 MF: 144	2,539 2,540	0 or 1
<b>Fiber Dome FDC 08S-A</b>	541 x 182 x 152 mm (21.3 x 7.2 x 6.0 in)	Round Ports: 8 8: 12 mm (0.47 in)	Oval Ports: 1 27 mm (1.06 in)	SF: 96 MF: 288	2,538 2,539 2,540	0 or 1
<b>Fiber Dome FDC 08S-B</b>	541 x 182 x 152 mm (21.3 x 7.2 x 6.0 in)	Round Ports: 3 1: 12 mm (0.47 in) 2: 18 mm (0.71 in)	Oval Ports: 1 20 mm (0.79 in)	SF: 96 MF: 288	2,538 2,539 2,540	0, 3, or 5
<b>Fiber Dome FDC 08S-C</b>	541 x 182 x 152 mm (21.3 x 7.2 x 6.0 in)	Round Ports: 5 1: 12 mm (0.47 in) 4: 18 mm (0.71 in)	NA	SF: 96 MF: 288	2,538 2,539 2,540	0, 3, or 5
<b>Fiber Dome FDC 10S-D</b>	548 x 255 mm (21.6 x 10.1 in)	Round Ports: 5 5: 18 mm (0.71 in)	Oval Ports: 1 27 mm (1.06 in)	SF: 288 MF: 432	2,541	0, 3, or 7
<b>Fiber Dome FDC 10S-E</b>	548 x 255 mm (21.6 x 10.1 in)	Round Ports: 7 7: 18 mm (0.71 in)	NA	SF: 288 MF: 432	2,541	0, 3, or 7
<b>Fiber Dome FDC 12S-F</b>	658 x 335 mm (25.9 x 13.2 in)	Round Ports: 5 4: 27 mm (1.06 in)	Oval Ports: 1 27 mm (1.06 in)	SF: 576 MF: 864	2,542	0, 3, 7, or 9

\* For express applications

# Fiber Dome Closure: FDC 08M



External Cable Assembly Module (ECAM) Cable Entry Port 12 mm



ECAM Cable Entry Port, 18 mm



Fiber Dome Closure FDC 08M-A



Fiber Dome Closure FDC 08M-B Port Layout

## Specifications

	FDC 08M-A	FDC 08M-B
<b>Dimensions L x H x W</b>	385 x 182 x 152 mm (15.2 x 7.2 x 6.0 in)	385 x 182 x 152 mm (15.2 x 7.2 x 6.0 in)
<b>Cable Entry Ports and Cable Size</b>	Round ports: 8 Round Cable 4-12 mm (0.15-0.47 in) OD Oval ports: one for two express cables 8-20 mm (0.31-0.79 in) OD	Round ports: 3 1: 4-12 mm (0.15-0.47 in) OD 2: 5-18 mm (0.20-0.71 in) OD Oval ports: 1 for 2 express cables 6.5-27 mm (0.26-1.06 in.) OD
<b>Splice Capacity</b>	SF: 48/72 MF: 144	SF: 48/72 MF: 144




Fiber Optic Splice Tray 2540



Fiber Optic Splice Tray 2539

# Fiber Dome Closure: FDC 085



External Cable Assembly Module (ECAM) Cable Entry Port, 12 mm



ECAM Cable Entry Port, 18 mm



Fiber Dome Closure FDC 08M-A Port Layout



Fiber Dome Closure FDC 08M-B Port Layout

## Specifications

	FDC 085-A	FDC 08M-B	FDC 085-C
<b>Dimensions L x H x W</b>	541 x 182 x 152 mm (21.3 x 7.2 x 6.0 in)	541 x 182 x 152 mm (21.3 x 7.2 x 6.0 in)	541 x 182 x 152 mm (21.3 x 7.2 x 6.0 in)
<b>Cable Entry Ports and Cable Size</b>	Round ports: 8 Round Cable 4-12 mm (0.15-0.47 in) OD Flat Cable 8.5 x 4.3 mm (0.33 x 0.17 in) Oval ports: 1 for 2 express cables 8-20 mm (0.31-0.79 in) OD	Round ports: 3 1: 4-12 mm (0.15-0.47 in) OD 2: 5-18 mm (0.20-0.71 in) OD Oval ports: 1 for 2 express cables 6.5-27 mm (0.26-1.06 in) OD	Round Ports: 5 1: 4-12 mm (0.15-0.47 in) OD 4: 5-18 mm (0.20-0.71 in) OD NA
<b>Splice Capacity</b>	SF: 96 MF: 288	SF: 96 MF: 288	SF: 96 MF: 288



Fiber Optic Splice Tray 2540

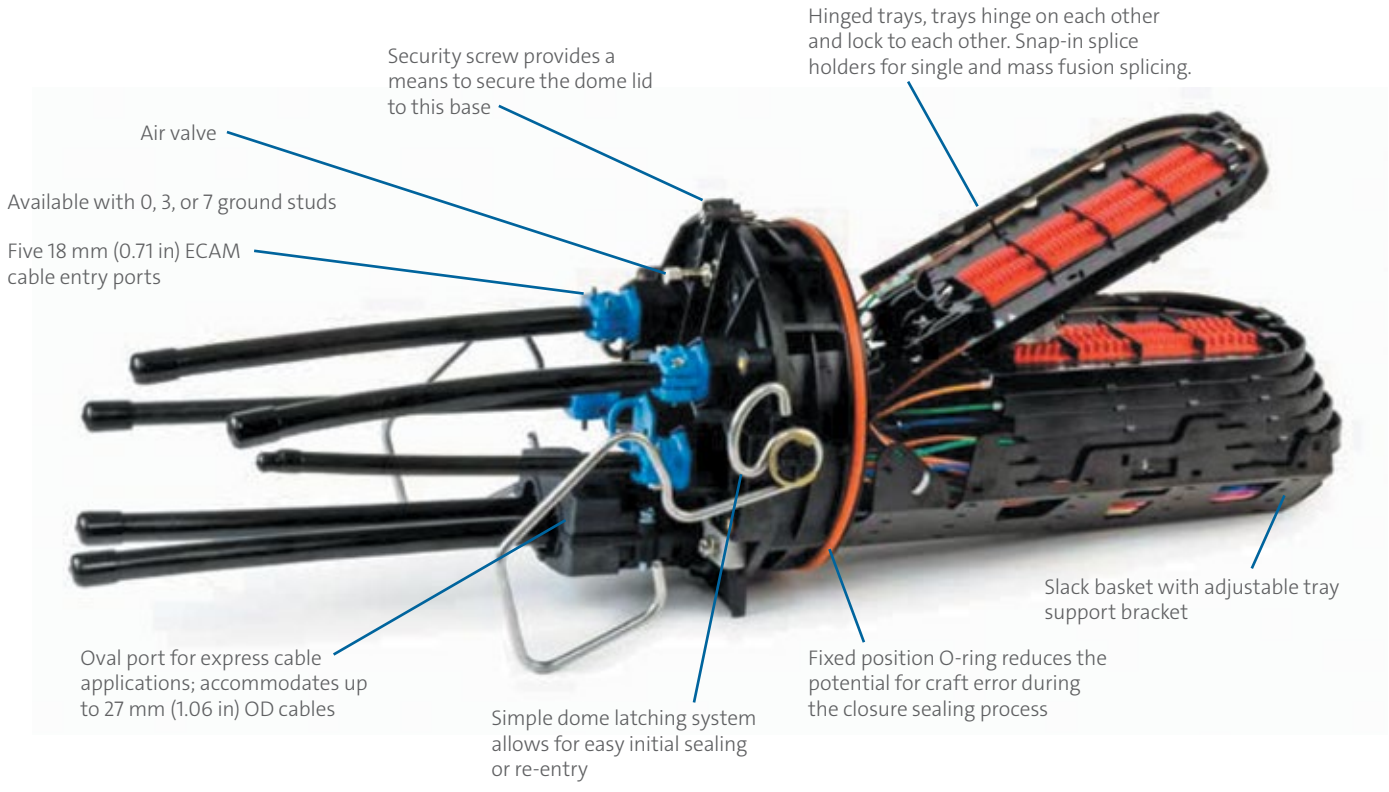


Fiber Optic Splice Tray 2539



Fiber Optic Splice Tray 2538

# Fiber Dome Closure: FDC 10S



## Specifications

Features	FDC 10S-D	FDC 10S-E
<b>Dimensions L x H x W</b>	549 x 257.0 mm (21.6 x 10.1 in)	547.8 x 257.0 mm (21.6 x 10.1 in)
<b>Cable Entry Ports and Size</b>	Round ports: 5 5-18 mm (0.20-0.71 in) Oval ports: one for two express cables 6.5-27 mm (0.26-1.06 in) OD For express applications	Round ports: 7 5-18 mm (0.20-0.71 in) NA
<b>Splice Capacity</b>	SF: 288 MF: 432	SF: 288 MF: 432



Fiber Dome Closure FDC 10S-D port layout



Fiber Splice Organizer 2541, 144 Mass Fusion Splices, 12 Ribbon



Fiber Splice Organizer 2541, 48 Single 2.4 mm Fusion Splices




Fiber Splice Organizer 2541, 48 Single 3.0 mm Fusion Splices



External Cable Assembly Module (ECAM) Cable Entry Port, 18 mm



# Fiber Dome Closure: FDC 12S



## Specifications

Features	FDC 12S-F
Dimensions L x H (dia.)	658 x 335 mm (25.9 x 13.2 in)
Cable Entry Ports and Size	Round ports: 5 5-27 mm (0.14-1.06 in) Oval ports: one for two express cables 6.5-27 mm (0.26-1.06 in) OD
Splice Capacity	SF: 576 MF: 864



Fiber Dome Closure FDC 12S port layout



Fiber Splice Organizer 2542, 72 Single 2.4 mm Fusion Splices



Fiber Splice Organizer 2542, 288 Mass Fusion Splices, 12 Ribbon Fiber



Fiber Splice Organizer 2542, 72 Single 3.0 mm Fusion Splices



External Cable Assembly Module (ECAM) Cable Entry Port, 27 mm-S

# Fiber Dome Closure FDC Family Ordering Information

## Fiber Optic Splice Closure Fiber Dome Family Configuration

Product	Product Description	Product Number	Oval Port Size
<b>FDC 08M</b>			
<b>FDC-08M-A-N0N-02B-A</b>	FDC 08M-A with 1-20 mm double port and kit, 8-12 mm ports and 0 kits, 1 ground, 2539 tray (2)	80-6113-3084-8	20
<b>FDC-08M-A-N1N-01C-A</b>	FDC 08M-A with 1-20 mm double port and kit, 8-12 mm ports and 1 kits, 1 ground, 2540 tray (1)	80-6113-3157-2	20
<b>FDC-08M-A-N0N-01C-A</b>	FDC 08M-A with 1-20 mm double port and kit, 8-12 mm ports and 0 kits, 1 ground, 2540 tray (1)	80-6113-3085-5	20
<b>FDC-08M-B-NoN-01C-C</b>	FDC 08M-B with 1-27 mm double port and kit, 2-18 mm ports and 0 kits, 1-12 mm ports and 0 kits, 0 grounds, 2540 tray (1)	80-6114-8195-5	27
<b>FDC 08S</b>			
<b>FDC-08S-A-N0N-01A-A</b>	FDC 08S-A with 1-20 mm double port and kit, 8-12 mm ports and 0 kits, 1 ground, 2538 tray (1)	80-6113-3086-3	20
<b>FDC-08S-B-N00-01A-N</b>	FDC 08S-B with 1-27 mm double port and kit, 2-18 mm ports and 0 kits, 1-12 mm ports and 0 kits, 0 grounds, 2538 tray (1)	80-6113-8026-4	27
<b>FDC-08S-B-N10-01A-C</b>	FDC 08S-B with 1-27 mm double port and kit, 2-18 mm ports and 0 kits, 1-12 mm ports and 1 kit, 3 grounds, 2538 tray (1)	80-6113-8027-2	27
<b>FDC-08S-B-N00-02B-E</b>	FDC 08S-B with 1-27 mm double port and kit, 2-18 mm ports and 0 kits, 1-12 mm ports and 0 kits, 5 grounds, 2539 tray (2)	80-6113-8028-0	27
<b>FDC-08S-B-N00-01A-C</b>	FDC 08S-B with 1-27 mm double port and kit, 2-18 mm ports and 0 kits, 1-12 mm ports and 0 kits, 3 grounds, 2538 tray (1)	80-6113-3477-4	27
<b>FDC-08S-C-N02-01A-C</b>	FDC 08S-C with 4-18 mm ports and 2 kits, 1-12 mm ports and 0 kits, 3 grounds, 2538 tray (1)	80-6113-2205-0	NA
<b>FDC 10S</b>			
<b>FDC-10S-D-NN0-01F-C</b>	FDC 10 with 1-27 mm double port and kit, 5-18 mm ports and 0 kits, 3 grounds, 2541-48-SF-3.0 mm tray (1)	80-6113-3478-2	27
<b>FDC-10S-D-NN2-01F-C</b>	FDC 10 with 1-27 mm double port and kit, 5-18 mm ports and 2 kits, 3 grounds, 2541-48-SF-3.0 mm tray (1)	80-6113-2956-8	27
<b>FDC-10S-E-NN4-03F-E</b>	FDC 10 with 7-18 mm ports and 4 kits, 5 grounds, 2541-48-SF-3.0 mm tray (3)	80-6113-3140-8	NA
<b>FDC-10S-D-NN0-01F-G</b>	FDC 10 with 1-27 mm double port and kit, 5-18 mm ports and 0 kits, 7 grounds, 2541-48-SF-3.0 mm tray (1)	80-6113-3075-6	27
<b>FDC-10S-D-NN2-01G-N</b>	FDC 10 with 1-27 mm double port and kit, 5-18 mm ports and 2 kits, 0 grounds, 2541-144-SF/MF-12RF tray (1)	80-6113-2957-6	27
<b>FDC-10S-D-NN0-00N-C</b>	FDC 10 with 1-27 mm double port and kit, 5-18 mm ports and 0 kits, 3 grounds, no tray	80-6113-2958-4	27
<b>FDC 12S</b>			
<b>FDC-12S-F-2NN-01H-C</b>	FDC 12 with 1-27 mm double port and kit, 5-27 mm ports and 2 kits, 3 grounds, 2542-72-SF-2.4 mm tray (1)	80-6113-3219-0	27
<b>FDC-12S-F-2NN-01J-C</b>	FDC 12 with 1-27 mm double port and kit, 5-27 mm ports and 2 kits, 3 grounds, 2542-72-SF-3.0 mm tray (1)	80-6113-3221-6	27
<b>FDC-12S-F-2NN-01K-C</b>	FDC 12 with 1-27 mm double port and kit, 5-27 mm ports and 2 kits, 3 grounds, 2542-288-MF tray (1)	80-6113-3223-2	27

Continued on next page

# Fiber Dome Closure FDC Family Ordering Information (Continued)

## Fiber Optic Splice Closure Fiber Dome Family Configuration (Continued)

Product	Oval Port Kits	12 mm Round Ports	12 mm Round Ports Kits	18 mm Round Ports	18 mm Round Ports Kits	27 mm Round Ports	27 mm Round Ports Kits	GND Studs	Type of GND Kit	Number of GND Kits	Type of Tray	Number of Trays
<b>FDC 08M</b>												
FDC-08M-A-N0N-02B-A	1	8	0	N/A	0	N/A	0	1	N/A	0	2539	2
FDC-08M-A-N1N-01C-A	1	8	1	N/A	0	N/A	0	1	N/A	0	2540	1
FDC-08M-A-N0N-01C-A	1	8	0	N/A	0	N/A	0	1	N/A	0	2540	1
FDC-08M-B-N0N-01C-C	1	1	0	2	0	N/A	0	3	N/A	0	2540	1
<b>FDC 08S</b>												
FDC-08S-A-N0N-01A-A	1	8	0	N/A	0	N/A	0	1	N/A	0	2538	1
FDC-08S-B-N00-01A-N	1	1	0	2	0	N/A	0	0	N/A	0	2538	1
FDC-08S-B-N10-01A-C	1	1	1	2	0	N/A	0	3	N/A	0	2538	1
FDC-08S-B-N00-02B-E	1	1	0	2	0	N/A	0	5	N/A	0	2539	2
FDC-08S-B-N00-01A-C	1	1	0	2	0	N/A	0	3	N/A	0	2538	1
FDC-08S-C-N02-01A-C	0	1	0	4	2	N/A	0	3	N/A	0	2538	1
<b>FDC 10S</b>												
FDC-10S-D-NN0-01F-C	1	N/A	0	5	0	N/A	0	3	N/A	0	2541	1
FDC-10S-D-NN2-01F-C	1	N/A	0	5	2	N/A	0	3	N/A	0	2541	1
FDC-10S-E-NN4-03F-E	1	N/A	0	5	4	N/A	0	5	N/A	0	2541	3
FDC-10S-D-NN0-01F-G	1	N/A	0	5	0	N/A	0	7	N/A	0	2541	1
FDC-10S-D-NN2-01G-N	1	N/A	0	5	2	N/A	0	0	N/A	0	2541	1
FDC-10S-D-NN0-00N-C	1	N/A	0	5	0	N/A	0	3	N/A	0	2541	1
<b>FDC 12S</b>												
FDC-12S-F-2NN-01H-C	1	N/A	0	N/A	0	5	0	3	N/A	0	2541	1
FDC-12S-F-2NN-01J-C	1	N/A	0	N/A	0	5	0	3	N/A	0	2542	1
FDC-12S-F-2NN-01K-C	1	N/A	0	N/A	0	5	0	3	N/A	0	2542	1











# Fiber Dome Closure Accessories

## Splice Trays













	Product Number/ Packaging Info	Description
	<b>2539-12-SF</b> Pkg: 2 each Min. Order: 2 each UPC: 0-00-51115-19209-8	<b>Fiber Optic Splice Tray with 12 single fusion splices</b> Hinged tray that accommodates 12 single fusion splices. Only for FDC 08M and FDC 08S closures. 2.4 x 60 mm single fusion heat-shrink sleeves required (2171 or equivalent).
	<b>2540-12-SF/36-MF</b> Pkg: 2 each Min. Order: 2 each UPC: 0-00-51115-19210-4	<b>Fiber Optic Splice Tray with 12 single/36 mass fusion splices</b> Hinged tray that accommodates up to 12 single fusion and 36 mass fusion splices. Only for FDC 08M and FDC 08S closures. 2.4 x 60 mm single fusion heat-shrink sleeves required (2171 or equivalent).
	<b>2541-24-FL-1</b> Pkg: 2 each Min. Order: 2 each UPC: 0-00-51128-83939-3	<b>Fiber Optic Splice Tray with Corning® Fibriok® splice inserts</b> Hinged fiber splice organizer tray that includes two splice inserts for Fibriok splices (six splices per insert). Only for FDC 10 closures.
	<b>2540M-12-SF/36-MF</b> Pkg: 2 each Min. Order: 2 each UPC: 0-00-51111-95334-1	<b>Fiber Optic Splice Tray with 12 single/36 mass fusion splices</b> Hinged metal tray that accommodates up to 12 single fusion and 36 mass fusion splices. For use with FDC 08M and FDC 08S closures. 3.0 x 60 mm single fusion heat-shrink sleeves required (2170 or equivalent).
	<b>2541-144-MF-12RF</b> Pkg: 2 each Min. Order: 2 each UPC: 0-00-51115-30209-1	<b>Fiber Optic Splice Tray with 144 mass fusion splices, 12-ribbon fiber</b> Hinged fiber splice organizer tray that accommodates 144 mass fusion splices. Only for FDC 10 closures.
	<b>2541-48-SF-2.4MM</b> Pkg: 2 each Min. Order: 2 each UPC: 0-00-51115-30207-7	<b>Fiber Optic Splice Tray with 48 Single 2.4 mm Fusion Splices</b> Hinged fiber splice organizer tray that accommodates 48 single 2.4 mm fusion splices. Only for FDC 10 closures
	<b>2541-48-SF-3.0MM</b> Pkg: 2 each Min. Order: 2 each UPC: 0-00-51115-30208-4	<b>Fiber Optic Splice Tray with 48 single 3.0 mm fusion splices</b> Hinged fiber splice organizer tray that accommodates 48 single 3.0 mm fusion splices. Only for FDC 10 closures.
	<b>2542-288-MF-12RF</b> Pkg: 2 each Min. Order: 2 each UPC: 0-00-51115-06198-1	<b>Fiber Optic Splice Tray with 288 mass fusion splices, 12-ribbon fiber</b> Hinged fiber splice organizer tray that accommodates 288 mass fusion splices. Only for FDC 12 closures.
	<b>2542-72-SF-2.4MM</b> Pkg: 2 each Min. Order: 2 each UPC: 0-00-51115-06196-7	<b>Fiber Optic Splice Tray with 72 single 2.4 mm fusion splices</b> Hinged fiber splice organizer tray that accommodates 72 single 2.4 mm fusion splices. Only for FDC 12 closures.
	<b>2542-72-SF-3.0MM</b> Pkg: 2 each Min. Order: 2 each UPC: 0-00-51115-06197-4	<b>Fiber Optic Splice Tray with 72 single 3.0 mm fusion splices</b> Hinged fiber splice organizer tray that accommodates 72 single 3.0 mm fusion splices. Only for FDC 12 closures.
	<b>2538-24-SF/72-MF</b> Pkg: 12 pkgs. Min. Order: 12 pkgs. UPC: 0-00-51115-19208-1	<b>Fiber Optic Splice Tray with 24 single/72 mass fusion splices</b> Stackable fiber splice organizer tray that accommodates 24 single or 72 mass fusion splices.

## Fiber Dome Closure Accessories

### Splice Trays (Continued)






	Product Number/ Packaging Info	Description
	<b>2170</b> Pkg: 50 each (0.10) Min. Order: 50 each UPC: 0-00-54007-17676-3	<b>Fiber Optic Splice Sleeve, 3.0 x 60 mm</b> Transparent plastic tube and stainless steel rod designed to prevent stress and protect fusion fiber optic splices in field and factory operations.
	<b>2171</b> Pkg: 50 each Min. Order: 50 each UPC: 0-00-51115-14547-6	<b>Fiber Optic Splice Sleeve, 2.4 x 60 mm</b> Transparent plastic tube and stainless steel rod designed to prevent stress and protect fusion fiber optic splices in field and factory operations.
	<b>2518-FO-LBT-2MM Tube-Kit</b> Pkg: 6 each Min. Order: 6 each UPC: 0-00-51115-26076-6	<b>Fiber Transition Tube Kit for loose buffer tube</b> The 2518 Kit is a 2 mm fiber transition tube kit for loose buffer tube cables. It is used to transition the fibers from the splice closure slack storage area to the splice tray.
	<b>2519</b> Pkg: 10 kits Min. Order: 10 kits UPC: 0-00-51138-57722-3	<b>Cable Fan-Out Kit</b> Transitions cable buffer tubes or single tube to fiber tube.
	<b>2519-X</b> Pkg: 10 kits Min. Order: 10 kits UPC: 0-00-51138-57723-0	<b>Cable Fan-Out Expander Kit</b> Transitions one fiber tube to two fiber tubes.
	<b>2520</b> Pkg. (lbs.): 50 each (0.90) Min. Order: 50 each UPC: 0-00-51138-36414-4	<b>Fiber Tube Transition Tubing, 1 ft</b> Protects single or four 12-fiber ribbons between trays; cut into one-foot lengths.
	<b>2520-3FT</b> Pkg: 24 each Min. Order: 24 each UPC: 0-00-51138-36647-6	<b>Fiber Tube Transition Tubing, 3 ft</b> Protects single or four 12-fiber ribbons between trays; cut into three-foot lengths.
	<b>2520-100FT</b> Pkg: 1 each Min. Order: 1 each UPC: 0-00-51115-26078-0	<b>Fiber Tube Transition Tubing, 100 ft</b> Protects single or four 12-fiber ribbons between trays. Sold in a 100 ft roll.
	<b>2521-F</b> Pkg: 12 Pkgs. Min. Order: 12 pkgs. UPC: 0-00-51138-36412-0	<b>Fusion Splice Insert, 2 pack</b> Holds 12 single fusion splices in each insert, used in Fiber Splice Organizer Trays 2538 3.0 mm x 60 mm single fusion heat shrink sleeve required (2170 or equivalent).
	<b>2521-FL</b> Pkg: 12 Pkgs. Min. Order: 12 pkgs. UPC: 0-00-51138-36413-7	<b>Corning® Fibrlok® Splice Insert, 2 pack</b> Holds six Fibrlok or mass fusion splices in each insert, used in 2538 trays. Accommodates single ceramic rod 12-fiber mass fusion sleeves or double ceramic rod 4- to 6-fiber mass fusion sleeves.

## Fiber Dome Closure Accessories






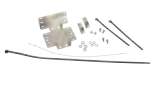



External Cable Assembly Modules		
	<b>ECAM-12MM</b> Pkg: 8 each Min. Order: 8 each UPC: 0-00-51115-19190-9	<b>External Cable Assembly Module (ECAM) Cable Entry Port, 12 mm</b> Single ECAM cable entry kit that accommodates one round fiber optic cable with an outside diameter from 0.15-0.47 in (4-12 mm) or one or two flat drop cables. For FDC 08M-A, FDC 08S-A and FDC 08S-B.
	<b>ECAM-12MM-S-ACT</b> Pkg: 5 each Min. Order: 5 each UPC: 0-00-51115-67016-9	<b>ECAM Cable Entry Port, 12 mm single ACT</b> Single ECAM cable entry kit that accommodates one armored central tube fiber optic cable with an outside diameter from 0.15-0.47 in. (4-12 mm). For FDC 08M and FDC 08S.
	<b>ECAM-12MM-FLAT-US</b> Pkg: 5 each Min. Order: 5 each UPC: 0-00-51115-26091-9	<b>ECAM Cable Entry Port, 12 mm flat</b> Single ECAM cable entry kit that accommodates one or two flat drop cables. For FDC 08M and FDC 08S.
	<b>ECAM-12MM-FRP</b> Pkg: 4 each Min. Order: 8 each UPC: 0-00-51115-26092-6	<b>ECAM Cable Entry Port, 12 mm FRP</b> Single ECAM cable entry kit that accommodates four FRP drop cables. For FDC 08M and FDC 08S.
	<b>ECAM-12MM-MF-US</b> Pkg: 4 each Min. Order: 8 each UPC: 0-00-51115-53701-1	<b>ECAM Cable Entry Port, 12 mm MiniFlex™ duct</b> Single ECAM cable entry kit that accommodates 8 mm MiniFlex duct. For FDC 08M and FDC 08S.
	<b>ECAM-12MM-RND-5/8MM/12MM</b> Pkg: 5 each Min. Order: 5 each UPC: 0-00-51115-30244-2	<b>ECAM Cable Entry Port, 12 mm round</b> Single ECAM cable entry kit that accommodates 5-8 mm round drop cables. For FDC 08M and FDC 08S.
	<b>ECAM-18MM-S-ACT</b> Pkg: 5 each Min. Order: 5 each UPC: 0-00-51111-95483-6	<b>ECAM Cable Entry Port, 18 mm single ACT</b> Single ECAM cable entry kit that accommodates one armored central tube fiber optic cable with an outside diameter from 0.20-0.71 in. (5-18 mm). For FDC 08M, FDC 08S-B and FDC 10.
	<b>ECAM-18MM-S</b> Pkg: 5 each Min. Order: 5 each UPC: 0-00-51115-30204-6	<b>ECAM Cable Entry Port, 18 mm single</b> Single ECAM cable entry kit that accommodates one fiber optic cable with an outside diameter from 0.20-0.71 in. (5-18 mm). For FDC 08S-B and FDC 10.
	<b>ECAM-18MM-2RC</b> Pkg: 5 each Min. Order: 5 each UPC: 0-00-51115-54017-2	<b>ECAM Cable Entry Port, 18 mm-2RC</b> Single ECAM cable entry kit that accommodates two round fiber optic cables with an outside diameter of 0.29 in. For FDC 08S-B and FDC 10.
	<b>ECAM-18MM-MFC</b> Pkg: 5 each Min. Order: 5 each UPC: 0-00-51115-53874-2	<b>ECAM Cable Entry Port, 18 mm-MFC</b> Single ECAM cable entry kit that accommodates three flat drop cables. For FDC 08S-B and FDC 10.
	<b>ECAM-20MM-D</b> Pkg: 5 each Min. Order: 5 each UPC: 0-00-51115-30205-3	<b>ECAM Cable Entry Port, 20 mm double</b> Double cable entry kit (DECAM) that accommodates two fiber optic cables up to 0.79 in. (20 mm) outside diameter. For FDC 08M-A and FDC 08S-A.
	<b>ECAM-27MM-S</b> Pkg: 2 each Min. Order: 2 each UPC: 0-00-51115-30203-9	<b>ECAM Cable Entry Port, 27 mm single</b> Single ECAM cable entry kit that accommodates one fiber optic cable with an outside diameter from 0.45-1.06 in. (11.5-27 mm). For FDC 12 only.

## Fiber Dome Closure Accessories

### Grounding

	<p><b>25T-BBE6</b>            Pkg: 1 each            Min. Order: 1 each            UPC: 0-00-54007-32671-7</p>	<p><b>Bond Braid</b>            With 6 in eyelets.</p>
	<p><b>4460-D</b>            Pkg: 100 each            Min. Order: 100 each            UPC: 0-00-54007-71217-6</p>	<p><b>Scotchlok™ Shield Bond Connector Assembly</b>            Provides grounding for armored fiber cables.</p>
	<p><b>4460-D/FO</b>            Pkg: 100 each            Min. Order: 100 each            UPC: 0-00-54007-92757-0</p>	<p><b>Scotchlok Shield Bond Connector Assembly</b>            Provides grounding for armored fiber cables.</p>
	<p><b>ECAM-GND-14-AWG</b>            Pkg: 100 each            Min. Order: 2 each            UPC: 0-00-51115-19198-5</p>	<p><b>ECAM Cable Ground (14 AWG)</b>            14 Gauge Ground Kit</p>
	<p><b>ECAM-GND-6-AWG</b>            Pkg: 100 each            Min. Order: 2 each            UPC: 0-00-51115-19196-1</p>	<p><b>ECAM Cable Ground (6 AWG)</b>            6 Gauge Ground Kit with 4460-D Shield Bond Connectors</p>

## Fiber Dome Closure Accessories

Mounting Hardware		
	<b>FD-08-AERIAL-SHB</b> Pkg: 2 each Min. Order: 2 each UPC: 0-00-51115-19201-2	<b>Aerial Strand-Mount Hanger Bracket</b> Aerial Strand Mount Bracket for FDC 08S.
	<b>FD-08-HH-1730</b> Pkg: 1 each Min. Order: 2 sets UPC: 0-00-51115-19200-5	<b>Handhole Mounting Bracket for 17 x 30 in Channell and Strongwell</b> Handhole Bracket for FDC 08S.
	<b>FDT-08-PED-CH</b> Pkg: 2 each Min. Order: 2 each UPC: 0-00-51115-19214-2	<b>Pedestal Mounting Bracket for 10 in Channell pedestal</b> Channel MAH1010 Pedestal Mounting Bracket for FDC 08S and FDC 08M.
	<b>FDT-08-PED-CI</b> Pkg: 2 each Min. Order: 2 each UPC: 0-00-51115-19215-9	<b>Pedestal Mounting Bracket for 8 in Charles industrial pedestal</b> Charles Industry 8 in Pedestal Mounting Bracket for FDC 08S and FDC 08M.
	<b>AC-HB4</b> Pkg: 10 sets Min. Order: 2 each 10 sets UPC: 0-00-51115-19068-1	<b>Aerial Offset Hanger Bracket, 4 in</b> For overlashing application.
	<b>FDST/FDT-08M AERIAL-SHB</b> Pkg: 2 each Min. Order: 2 each UPC: 0-00-51115-06178-3	<b>FDST/FDT 08M Aerial Strand Mount Hanger Bracket</b> Aerial Strand Mount Hanger Bracket for FDC 08M.
	<b>FDST/FDT-08M-POLE/PED-HB</b> Pkg: 2 each Min. Order: 2 each UPC: 0-00-51115-06177-6	<b>FDST/FDT 08M Pedestal or Pole-Mounting Bracket</b> Bracket for FDC 08M and FDC 08S.
	<b>FDC-10/12-AERIAL-SHB</b> Pkg: 2 each Min. Order: 2 each UPC: 0-00-51115-06199-8	<b>Aerial Strand-Mount Hanger Bracket</b> Aerial Strand Mount Hanger Bracket for FDC 10 and FDC 12.
	<b>FD-08-PEDEMPF-08/10/12</b> Pkg: 2 each Min. Order: 2 each UPC: 0-00-51115-67445-5	<b>Pedestal Mounting Bracket for 8, 10, and 12 in Emerson Pedestal</b> Emerson 8, 10, and 12 in Pedestal Mounting Bracket for FDC 08S and FDC 08M.

**CORNING**

Corning Optical Communications LLC • 4200 Corning Place • Charlotte, NC 28216 USA  
800-743-2675 • FAX: 828-325-5060 • International: +1-828-901-5000 • [www.corning.com/opcomm](http://www.corning.com/opcomm)

Corning Optical Communications reserves the right to improve, enhance, and modify the features and specifications of Corning Optical Communications products without prior notification. A complete listing of the trademarks of Corning Optical Communications is available at [www.corning.com/opcomm/trademarks](http://www.corning.com/opcomm/trademarks). Scotchlok and 3M are trademarks of 3M used under license by Corning Optical Communications LLC. All other trademarks are the properties of their respective owners. Corning Optical Communications is ISO 9001 certified. © 2020 Corning Optical Communications. All rights reserved. CRR-1379-AEN | March 2020